



LEA 02	Discretionary Mandate	Gateway
<p>By default, assets for which we have responsibility are included in our engagement process. However, we may exclude assets from our engagement process if they are not in our investment universe, or if they are not in our investment universe, or if they are not in our investment universe.</p>	<p>Type of engagement</p> <p>Individual/ internal staff engagements</p> <p>Collaborative engagements</p> <p>Service provider engagements</p>	<p>Reason for interaction</p> <p><input checked="" type="checkbox"/> To support investment decision-making in & company reports</p> <p><input checked="" type="checkbox"/> To influence corporate transition or identify the need to transition</p> <p><input checked="" type="checkbox"/> To engage internal ESG issues</p> <p><input type="checkbox"/> To engage internal ESG issues</p> <p><input type="checkbox"/> Other: specify</p> <p><input type="checkbox"/> We do not engage: internal staff</p> <p><input type="checkbox"/> To support investment decision-making in & company reports</p> <p><input type="checkbox"/> To influence corporate transition or identify the need to transition</p> <p><input type="checkbox"/> Other: specify</p> <p><input type="checkbox"/> We do not engage: internal ESG expertise</p> <p><input type="checkbox"/> To support investment decision-making in & company reports</p> <p><input type="checkbox"/> To influence corporate transition or identify the need to transition</p> <p><input type="checkbox"/> Other: specify</p> <p><input type="checkbox"/> We do not engage: internal ESG expertise</p>

RI TRANSPARENCY REPORT

2020

ALLARD ALLARD & ASSOCIÉS

About this report

The PRI Reporting Framework is a key step in the journey towards building a common language and industry standard for reporting responsible investment (RI) activities. This RI Transparency Report is one of the key outputs of this Framework. Its primary objective is to enable signatory transparency on RI activities and facilitate dialogue between investors and their clients, beneficiaries and other stakeholders. A copy of this report will be publicly disclosed for all reporting signatories on the [PRI website](#), ensuring accountability of the PRI Initiative and its signatories.

This report is an export of the individual Signatory organisation's response to the PRI during the 2020 reporting cycle. It includes their responses to mandatory indicators, as well as responses to voluntary indicators the signatory has agreed to make public. The information is presented exactly as it was reported. Where an indicator offers a response option that is multiple-choice, all options that were available to the signatory to select are presented in this report. Presenting the information exactly as reported is a result of signatory feedback which suggested the PRI not summarise the information. As a result, the reports can be extensive. However, to help easily locate information, there is a **Principles index** which highlights where the information can be found and summarises the indicators that signatories complete and disclose.

Understanding the Principles Index

The Principles Index summarises the response status for the individual indicators and modules and shows how these relate to the six [Principles for Responsible Investment](#). It can be used by stakeholders as an 'at-a-glance' summary of reported information and to identify particular themes or areas of interest.

Indicators can refer to one or more Principles. Some indicators are not specific to any Principle. These are highlighted in the 'General' column. When multiple Principles are covered across numerous indicators, in order to avoid repetition, only the main Principle covered is highlighted.

All indicators within a module are presented below. The status of indicators is shown with the following symbols:

Symbol	Status
✓	The signatory has completed all mandatory parts of this indicator
☑	The signatory has completed some parts of this indicator
🔒	This indicator was not relevant for this signatory
-	The signatory did not complete any part of this indicator
Ⓜ	The signatory has flagged this indicator for internal review

Within the table, indicators marked in blue are mandatory to complete. Indicators marked in grey are voluntary to complete.

Principles Index

Organisational Overview				Principle						General
Indicator	Short description	Status	Disclosure	1	2	3	4	5	6	
OO TG		🔒	n/a							
OO 01	Signatory category and services	✓	Public							✓
OO 02	Headquarters and operational countries	✓	Public							✓
OO 03	Subsidiaries that are separate PRI signatories	✓	Public							✓
OO 04	Reporting year and AUM	✓	Public							✓
OO 05	Breakdown of AUM by asset class	✓	Asset mix disclosed in OO 06							✓
OO 06	How would you like to disclose your asset class mix	✓	Public							✓
OO 07	Fixed income AUM breakdown	✓	Private							✓
OO 08	Segregated mandates or pooled funds	🔒	n/a							✓
OO 09	Breakdown of AUM by market	✓	Public							✓
OO 10	Active ownership practices for listed assets	✓	Public							✓
OO 11	ESG incorporation practices for all assets	✓	Public							✓
OO 12	Modules and sections required to complete	✓	Public							✓
OO LE 01	Breakdown of listed equity investments by passive and active strategies	✓	Public							✓
OO LE 02	Reporting on strategies that are <10% of actively managed listed equities	🔒	n/a							✓
OO FI 01	Breakdown of fixed income investments by passive and active strategies	✓	Public							✓
OO FI 02	Reporting on strategies that are <10% of actively managed fixed income	🔒	n/a							✓
OO FI 03	Fixed income breakdown by market and credit quality	✓	Public							✓
OO SAM 01	Breakdown of externally managed investments by passive and active strategies	🔒	n/a							✓
OO PE 01	Breakdown of private equity investments by strategy	🔒	n/a							✓
OO PE 02	Typical level of ownership in private equity investments	🔒	n/a							✓
OO PR 01	Breakdown of property investments	🔒	n/a							✓
OO PR 02	Breakdown of property assets by management	🔒	n/a							✓
OO PR 03	Largest property types	🔒	n/a							✓
OO INF 01	Breakdown of infrastructure investments	🔒	n/a							✓
OO INF 02	Breakdown of infrastructure assets by management	🔒	n/a							✓
OO INF 03	Largest infrastructure sectors	🔒	n/a							✓
OO HF 01	Breakdown of hedge funds investments by strategies	🔒	n/a							✓
OO End	Module confirmation page	✓	-							

CCStrategy and Governance				Principle						General
Indicator	Short description	Status	Disclosure	1	2	3	4	5	6	
SG 01	RI policy and coverage	✓	Public							✓
SG 01 CC	Climate risk	✓	Private							✓
SG 02	Publicly available RI policy or guidance documents	✓	Public						✓	
SG 03	Conflicts of interest	✓	Public							✓
SG 04	Identifying incidents occurring within portfolios	✓	Private							✓
SG 05	RI goals and objectives	✓	Public							✓
SG 06	Main goals/objectives this year	✓	Private							✓
SG 07	RI roles and responsibilities	✓	Public							✓
SG 07 CC	Climate-issues roles and responsibilities	✓	Private							✓
SG 08	RI in performance management, reward and/or personal development	✓	Private							✓
SG 09	Collaborative organisations / initiatives	✓	Public				✓	✓		
SG 09.2	Assets managed by PRI signatories	🔒	n/a	✓						
SG 10	Promoting RI independently	✓	Public				✓			
SG 11	Dialogue with public policy makers or standard setters	✓	Private				✓	✓	✓	
SG 12	Role of investment consultants/fiduciary managers	✓	Public				✓			
SG 13	ESG issues in strategic asset allocation	✓	Public	✓						
SG 13 CC		🔒	n/a							✓
SG 14	Long term investment risks and opportunity	✓	Private	✓						
SG 14 CC		✓	Private							✓
SG 15	Allocation of assets to environmental and social themed areas	✓	Private	✓						
SG 16	ESG issues for internally managed assets not reported in framework	✓	Public							✓
SG 17	ESG issues for externally managed assets not reported in framework	🔒	n/a							✓
SG 18	Innovative features of approach to RI	✓	Private							✓
SG 19	Communication	✓	Public		✓				✓	
SG End	Module confirmation page	✓	-							

Direct - Listed Equity Incorporation				Principle						General
Indicator	Short description	Status	Disclosure	1	2	3	4	5	6	
LEI 01	Percentage of each incorporation strategy	✓	Public	✓						
LEI 02	Type of ESG information used in investment decision	🔒	n/a	✓						
LEI 03	Information from engagement and/or voting used in investment decision-making	🔒	n/a	✓						
LEI 04	Types of screening applied	🔒	n/a	✓						
LEI 05	Processes to ensure screening is based on robust analysis	🔒	n/a	✓						
LEI 06	Processes to ensure fund criteria are not breached	🔒	n/a	✓						
LEI 07	Types of sustainability thematic funds/mandates	🔒	n/a	✓						
LEI 08	Review ESG issues while researching companies/sectors	🔒	n/a	✓						
LEI 09	Processes to ensure integration is based on robust analysis	🔒	n/a	✓						
LEI 10	Aspects of analysis ESG information is integrated into	🔒	n/a	✓						
LEI 11	ESG issues in index construction	🔒	n/a	✓						
LEI 12	How ESG incorporation has influenced portfolio composition	🔒	n/a	✓						
LEI 13	Examples of ESG issues that affected your investment view / performance	🔒	n/a	✓						
LEI End	Module confirmation page	✓	-							

Direct - Listed Equity Active Ownership				Principle						General
Indicator	Short description	Status	Disclosure	1	2	3	4	5	6	
LEA 01	Description of approach to engagement	✓	Public		✓					
LEA 02	Reasoning for interaction on ESG issues	🔒	n/a	✓	✓	✓				
LEA 03	Process for identifying and prioritising engagement activities	🔒	n/a		✓					
LEA 04	Objectives for engagement activities	🔒	n/a		✓					
LEA 05	Process for identifying and prioritising collaborative engagement	🔒	n/a		✓					
LEA 06	Role in engagement process	🔒	n/a		✓		✓			
LEA 07	Share insights from engagements with internal/external managers	🔒	n/a	✓	✓					
LEA 08	Tracking number of engagements	🔒	n/a		✓					
LEA 09	Number of companies engaged with, intensity of engagement and effort	🔒	n/a		✓					
LEA 10	Engagement methods	🔒	n/a		✓					
LEA 11	Examples of ESG engagements	🔒	n/a		✓					
LEA 12	Typical approach to (proxy) voting decisions	✓	Public		✓					
LEA 13	Percentage of voting recommendations reviewed	🔒	n/a		✓					
LEA 14	Securities lending programme	✓	Private		✓					
LEA 15	Informing companies of the rationale of abstaining/voting against management	✓	Public		✓					
LEA 16	Informing companies of the rationale of abstaining/voting against management	✓	Public		✓					
LEA 17	Percentage of (proxy) votes cast	✓	Public		✓					
LEA 18	Proportion of ballot items that were for/against/abstentions	✓	Public		✓					
LEA 19	Proportion of ballot items that were for/against/abstentions	✓	Public		✓					
LEA 20	Shareholder resolutions	✓	Private		✓					
LEA 21	Examples of (proxy) voting activities	-	n/a		✓					
LEA End	Module confirmation page	✓	-							

Direct - Fixed Income				Principle						General
Indicator	Short description	Status	Disclosure	1	2	3	4	5	6	
FI 01	Incorporation strategies applied	✓	Public	✓						
FI 02	ESG issues and issuer research	🔒	n/a	✓						
FI 03	Processes to ensure analysis is robust	🔒	n/a	✓						
FI 04	Types of screening applied	🔒	n/a	✓						
FI 05	Examples of ESG factors in screening process	🔒	n/a	✓						
FI 06	Screening - ensuring criteria are met	🔒	n/a	✓						
FI 07	Thematic investing - overview	🔒	n/a	✓						
FI 08	Thematic investing - themed bond processes	🔒	n/a	✓						
FI 09	Thematic investing - assessing impact	🔒	n/a	✓						
FI 10	Integration overview	🔒	n/a	✓						
FI 11	Integration - ESG information in investment processes	🔒	n/a	✓						
FI 12	Integration - E,S and G issues reviewed	🔒	n/a	✓						
FI 13	ESG incorporation in passive funds	🔒	n/a	✓						
FI 14	Engagement overview and coverage	🔒	n/a		✓					
FI 15	Engagement method	🔒	n/a	✓	✓					
FI 16	Engagement policy disclosure	🔒	n/a	✓	✓					
FI 17	Financial/ESG performance	🔒	n/a							✓
FI 18	Examples - ESG incorporation or engagement	🔒	n/a	✓	✓					
FI End	Module confirmation page	✓	-							

Confidence building measures				Principle						General
Indicator	Short description	Status	Disclosure	1	2	3	4	5	6	
CM1 01	Assurance, verification, or review	✓	Public							✓
CM1 02	Assurance of last year`s PRI data	✓	Public							✓
CM1 03	Other confidence building measures	✓	Public							✓
CM1 04	Assurance of this year`s PRI data	✓	Public							✓
CM1 05	External assurance	🔒	n/a							✓
CM1 06	Assurance or internal audit	🔒	n/a							✓
CM1 07	Internal verification	✓	Public							✓
CM1 01 End	Module confirmation page	✓	-							

ALLARD ALLARD & ASSOCIÉS

Reported Information

Public version

Organisational Overview

PRI disclaimer

This document presents information reported directly by signatories. This information has not been audited by the PRI Secretariat or any other party acting on their behalf. While this information is believed to be reliable, no representations or warranties are made as to the accuracy of the information presented, and no responsibility or liability can be accepted for any error or omission.

Basic information

OO 01

Mandatory

Public

Gateway/Peering

General

OO 01.1

Select the services and funds you offer

Select the services and funds you offer	% of asset under management (AUM) in ranges
Fund management	<input type="radio"/> 0% <input type="radio"/> <10% <input type="radio"/> 10-50% <input checked="" type="radio"/> >50%
Fund of funds, manager of managers, sub-advised products	<input type="radio"/> 0% <input type="radio"/> <10% <input checked="" type="radio"/> 10-50% <input type="radio"/> >50%
Other	<input checked="" type="radio"/> 0% <input type="radio"/> <10% <input type="radio"/> 10-50% <input type="radio"/> >50%
Total 100%	

Further options (may be selected in addition to the above)

- Hedge funds
- Fund of hedge funds

OO 01.2

Additional information. [Optional]

Our firm is a Portfolio Manager with a value-style approach

OO 02

Mandatory

Public

Peering

General

OO 02.1

Select the location of your organisation's headquarters.

Canada

OO 02.2 Indicate the number of countries in which you have offices (including your headquarters).

- 1
- 2-5
- 6-10
- >10

OO 02.3 Indicate the approximate number of staff in your organisation in full-time equivalents (FTE).

FTE

15

OO 03 **Mandatory** **Public** **Descriptive** **General**

OO 03.1 Indicate whether you have subsidiaries within your organisation that are also PRI signatories in their own right.

- Yes
- No

OO 04 **Mandatory** **Public** **Gateway/Peering** **General**

OO 04.1 Indicate the year end date for your reporting year.

31/12/2019

OO 04.2 Indicate your total AUM at the end of your reporting year.

Include the AUM of subsidiaries, but exclude advisory/execution only assets, and exclude the assets of your PRI signatory subsidiaries that you have chosen not to report on in OO 03.2

	trillions	billions	millions	thousands	hundreds
Total AUM			749	438	042
Currency	CAD				
Assets in USD			563	611	479

Not applicable as we are in the fund-raising process

OO 04.4 Indicate the assets which are subject to an execution and/or advisory approach. Provide this figure based on the end of your reporting year

Not applicable as we do not have any assets under execution and/or advisory approach

OO 06.1	Select how you would like to disclose your asset class mix.
---------	---

as percentage breakdown

	Internally managed (%)	Externally managed (%)
Listed equity	77	0
Fixed income	20	0
Private equity	0	0
Property	0	0
Infrastructure	0	0
Commodities	0	0

Hedge funds	0	0
Fund of hedge funds	0	0
Forestry	0	0
Farmland	0	0
Inclusive finance	0	0
Cash	3	0
Money market instruments	0	0
Other (1), specify	0	0
Other (2), specify	0	0

as broad ranges

OO 06.2

Publish asset class mix as per attached image [Optional].

OO 06.3

Indicate whether your organisation has any off-balance sheet assets [Optional].

- Yes
 No

OO 06.5

Indicate whether your organisation uses fiduciary managers.

- Yes, we use a fiduciary manager and our response to OO 5.1 is reflective of their management of our assets.
 No, we do not use fiduciary managers.

OO 09

Mandatory

Public

Peering

General

OO 09.1

Indicate the breakdown of your organisation's AUM by market.

Developed Markets

100

Emerging Markets

0

Frontier Markets

0



Asset class implementation gateway indicators

OO 10	Mandatory	Public	Gateway	General
-------	-----------	--------	---------	---------

OO 10.1 | Select the active ownership activities your organisation implemented in the reporting year.

Listed equity – engagement

- We engage with companies on ESG factors via our staff, collaborations or service providers.
- We do not engage directly and do not require external managers to engage with companies on ESG factors.

OO 10.2 | Indicate why you do not engage and do not require external managers to engage.

Our firm has not the capacity at this stage to engage some discussion directly or by a provider with companies on ESG Factors.
We progress step by step.

Listed equity – voting

- We cast our (proxy) votes directly or via dedicated voting providers
- We do not cast our (proxy) votes directly and do not require external managers to vote on our behalf

Fixed income SSA – engagement

- We engage with SSA bond issuers on ESG factors via our staff, collaborations or service providers.
- We do not engage directly and do not require external managers to engage with SSA bond issuers on ESG factors. Please explain why you do not.

Please explain why you do not engage directly and do not require external managers to engage with companies on ESG factors.

Our firm has not the capacity at this stage to engage some discussion directly or by a provider with companies on ESG Factors.

We progress step by step.

Fixed income Corporate (financial) – engagement

- We engage with companies on ESG factors via our staff, collaborations or service providers.
- We do not engage directly and do not require external managers to engage with companies on ESG factors. Please explain why you do not.

Please explain why you do not engage directly and do not require external managers to engage with companies on ESG factors.

Our firm has not the capacity at this stage to engage some discussion directly or by a provider with companies on ESG Factors.

We progress step by step.

Fixed income Corporate (non-financial) – engagement

- We engage with companies on ESG factors via our staff, collaborations or service providers.
- We do not engage directly and do not require external managers to engage with companies on ESG factors. Please explain why you do not.

Please explain why you do not engage directly and do not require external managers to engage with companies on ESG factors.

Our firm has not the capacity at this stage to engage some discussion directly or by a provider with companies on ESG Factors.

We progress step by step.

OO 11

Mandatory

Public

Gateway

General

OO 11.1

Select the internally managed asset classes in which you addressed ESG incorporation into your investment decisions and/or your active ownership practices (during the reporting year).

Listed equity

- We address ESG incorporation.
- We do not do ESG incorporation.

Fixed income - SSA

- We address ESG incorporation.
- We do not do ESG incorporation.

Fixed income - corporate (financial)

- We address ESG incorporation.
- We do not do ESG incorporation.

Fixed income - corporate (non-financial)

- We address ESG incorporation.
- We do not do ESG incorporation.

Cash

- We address ESG incorporation.
- We do not do ESG incorporation.

OO 12	Mandatory	Public	Gateway	General
-------	-----------	--------	---------	---------

OO 12.1 Below are all applicable modules or sections you may report on. Those which are mandatory to report (asset classes representing 10% or more of your AUM) are already ticked and read-only. Those which are voluntary to report on can be opted into by ticking the box.

Core modules

- Organisational Overview
- Strategy and Governance

RI implementation directly or via service providers

Direct - Listed Equity incorporation

- Listed Equity incorporation

Direct - Listed Equity active ownership

- (Proxy) voting

Direct - Fixed Income

- Fixed income - SSA
- Fixed income - Corporate (financial)
- Fixed income - Corporate (non-financial)

Closing module

- Closing module

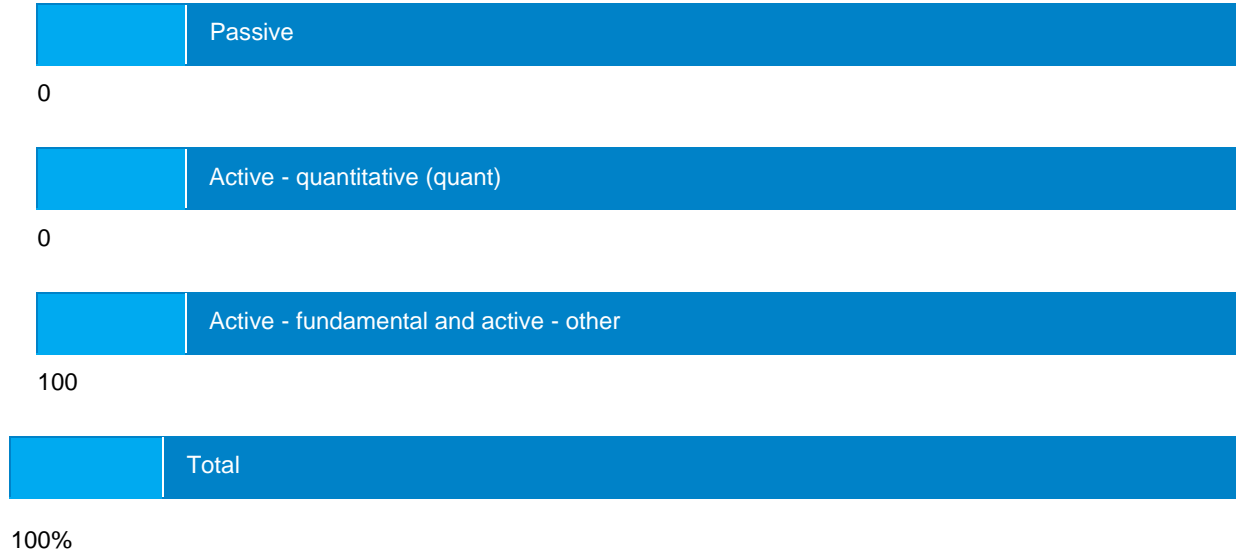
Peering questions

OO LE 01	Mandatory to Report Voluntary to Disclose	Public	Gateway	General
----------	---	--------	---------	---------

**OO LE
01.1**

Provide a breakdown of your internally managed listed equities by passive, active - quantitative (quant), active - fundamental and active - other strategies.

Percentage of internally managed listed equities



OO FI 01	Mandatory to Report	Voluntary to Disclose	Public	Gateway	General
----------	---------------------	-----------------------	--------	---------	---------

OO FI 01.1

Provide a breakdown of your internally managed fixed income securities by active and passive strategies

SSA	<table border="1"> <tbody> <tr> <td data-bbox="496 219 619 286"> </td> <td data-bbox="619 219 1476 286"> Passive </td> </tr> <tr> <td data-bbox="496 297 619 320"> 0 </td> <td></td> </tr> <tr> <td data-bbox="496 365 619 432"> </td> <td data-bbox="619 365 1476 432"> Active - quantitative (quant) </td> </tr> <tr> <td data-bbox="496 443 619 465"> 0 </td> <td></td> </tr> <tr> <td data-bbox="496 510 619 577"> </td> <td data-bbox="619 510 1476 577"> Active - fundamental and active - other </td> </tr> <tr> <td data-bbox="496 589 619 611"> 100 </td> <td></td> </tr> <tr> <td data-bbox="496 656 619 723"> </td> <td data-bbox="619 656 1476 723"> Total </td> </tr> <tr> <td data-bbox="496 734 619 757"> 100% </td> <td></td> </tr> </tbody> </table>		Passive	0			Active - quantitative (quant)	0			Active - fundamental and active - other	100			Total	100%	
	Passive																
0																	
	Active - quantitative (quant)																
0																	
	Active - fundamental and active - other																
100																	
	Total																
100%																	
Corporate (financial)	<table border="1"> <tbody> <tr> <td data-bbox="496 808 619 875"> </td> <td data-bbox="619 808 1476 875"> Passive </td> </tr> <tr> <td data-bbox="496 887 619 909"> 0 </td> <td></td> </tr> <tr> <td data-bbox="496 954 619 1021"> </td> <td data-bbox="619 954 1476 1021"> Active - quantitative (quant) </td> </tr> <tr> <td data-bbox="496 1032 619 1055"> 0 </td> <td></td> </tr> <tr> <td data-bbox="496 1099 619 1167"> </td> <td data-bbox="619 1099 1476 1167"> Active - fundamental and active - other </td> </tr> <tr> <td data-bbox="496 1178 619 1200"> 100 </td> <td></td> </tr> <tr> <td data-bbox="496 1245 619 1312"> </td> <td data-bbox="619 1245 1476 1312"> Total </td> </tr> <tr> <td data-bbox="496 1323 619 1346"> 100% </td> <td></td> </tr> </tbody> </table>		Passive	0			Active - quantitative (quant)	0			Active - fundamental and active - other	100			Total	100%	
	Passive																
0																	
	Active - quantitative (quant)																
0																	
	Active - fundamental and active - other																
100																	
	Total																
100%																	
Corporate (non-financial)	<table border="1"> <tbody> <tr> <td data-bbox="496 1397 619 1464"> </td> <td data-bbox="619 1397 1476 1464"> Passive </td> </tr> <tr> <td data-bbox="496 1476 619 1498"> 0 </td> <td></td> </tr> <tr> <td data-bbox="496 1543 619 1610"> </td> <td data-bbox="619 1543 1476 1610"> Active - quantitative (quant) </td> </tr> <tr> <td data-bbox="496 1621 619 1644"> 0 </td> <td></td> </tr> <tr> <td data-bbox="496 1688 619 1756"> </td> <td data-bbox="619 1688 1476 1756"> Active - fundamental and active - other </td> </tr> <tr> <td data-bbox="496 1767 619 1789"> 100 </td> <td></td> </tr> <tr> <td data-bbox="496 1834 619 1901"> </td> <td data-bbox="619 1834 1476 1901"> Total </td> </tr> <tr> <td data-bbox="496 1912 619 1935"> 100% </td> <td></td> </tr> </tbody> </table>		Passive	0			Active - quantitative (quant)	0			Active - fundamental and active - other	100			Total	100%	
	Passive																
0																	
	Active - quantitative (quant)																
0																	
	Active - fundamental and active - other																
100																	
	Total																
100%																	

Update: this indicator has changed from "Mandatory to report, voluntary to disclose" to "Mandatory". **Your response to this indicator will be published in the Public Transparency Report.** This change is to enable improved analysis and peering.

OO FI 03.1 Indicate the approximate (+/- 5%) breakdown of your SSA investments, by developed markets and emerging markets.

SSA	Developed markets	100
	Emerging markets	0
	Total	100%

OO FI 03.2 Indicate the approximate (+/- 5%) breakdown of your corporate and securitised investments by investment grade or high-yield securities.

Type	Investment grade (+/- 5%)	High-yield (+/- 5%)	Total internally managed
Corporate (financial)	<input checked="" type="radio"/> >50% <input type="radio"/> 10-50% <input type="radio"/> <10% <input type="radio"/> 0%	<input type="radio"/> >50% <input type="radio"/> 10-50% <input type="radio"/> <10% <input checked="" type="radio"/> 0%	100%
Corporate (non-financial)	<input checked="" type="radio"/> >50% <input type="radio"/> 10-50% <input type="radio"/> <10% <input type="radio"/> 0%	<input type="radio"/> >50% <input type="radio"/> 10-50% <input type="radio"/> <10% <input checked="" type="radio"/> 0%	100%

If you are invested in private debt and reporting on ratings is not relevant for you, please indicate below

OO FI 03.2 is not applicable as our internally managed fixed income assets are invested only in private debt.

ALLARD ALLARD & ASSOCIÉS

Reported Information

Public version

Strategy and Governance

PRI disclaimer

This document presents information reported directly by signatories. This information has not been audited by the PRI Secretariat or any other party acting on their behalf. While this information is believed to be reliable, no representations or warranties are made as to the accuracy of the information presented, and no responsibility or liability can be accepted for any error or omission.

Investment policy

SG 01

Mandatory

Public

Core Assessed

General

New selection options have been added to this indicator. Please review your prefilled responses carefully.

SG 01.1

Indicate if you have an investment policy that covers your responsible investment approach.

Yes

SG 01.2

Indicate the components/types and coverage of your policy.

Select all that apply

Policy components/types	Coverage by AUM
<input checked="" type="checkbox"/> Policy setting out your overall approach <input type="checkbox"/> Formalised guidelines on environmental factors <input type="checkbox"/> Formalised guidelines on social factors <input type="checkbox"/> Formalised guidelines on corporate governance factors <input type="checkbox"/> Fiduciary (or equivalent) duties <input type="checkbox"/> Asset class-specific RI guidelines <input type="checkbox"/> Sector specific RI guidelines <input type="checkbox"/> Screening / exclusions policy <input type="checkbox"/> Engagement policy <input type="checkbox"/> (Proxy) voting policy <input type="checkbox"/> Other, specify (1) <input type="checkbox"/> Other, specify(2)	<input checked="" type="radio"/> Applicable policies cover all AUM <input type="radio"/> Applicable policies cover a majority of AUM <input type="radio"/> Applicable policies cover a minority of AUM

SG 01.3

Indicate if the investment policy covers any of the following

- Your organisation's definition of ESG and/or responsible investment and it's relation to investments
- Your investment objectives that take ESG factors/real economy influence into account
- Time horizon of your investment
- Governance structure of organisational ESG responsibilities
- ESG incorporation approaches
- Active ownership approaches
- Reporting
- Climate change
- Understanding and incorporating client / beneficiary sustainability preferences
- Other RI considerations, specify (1)
- Other RI considerations, specify (2)

SG 01.4

Describe your organisation's investment principles and overall investment strategy, interpretation of fiduciary (or equivalent) duties, and how they consider ESG factors and real economy impact.

Our investment staff applies a fundamental analysis of companies and they add some ESG criterias for checking that the value of compagnies concerned will not be affected in the long term approach.

If companies pass trough this step, we can incorporate these companies to our portfolios.

Our investment staff does a follow-up concerning these companies and they will be able to adjust their thesis in regards of new financial metrics or ESG metrics.

No

SG 02**Mandatory****Public****Core Assessed****PRI 6**

New selection options have been added to this indicator. Please review your prefilled responses carefully.

SG 02.1

Indicate which of your investment policy documents (if any) are publicly available. Provide a URL and an attachment of the document.

- Policy setting out your overall approach
- We do not publicly disclose our investment policy documents

SG 02.2

Indicate if any of your investment policy components are publicly available. Provide URL and an attachment of the document.

- Your organisation's definition of ESG and/or responsible investment and it's relation to investments

URL/Attachment

- URL
- Attachment

File Attachment

[Politique Investissement Responsable.pdf \[1761KB\]](#)

- Your investment objectives that take ESG factors/real economy influence into account
- ESG incorporation approaches
- Understanding and incorporating client / beneficiary sustainability preferences
- We do not publicly disclose any investment policy components

SG 03	Mandatory	Public	Core Assessed	General
--------------	------------------	---------------	----------------------	----------------

SG 03.1 Indicate if your organisation has a policy on managing potential conflicts of interest in the investment process.

Yes

SG 03.2 Describe your policy on managing potential conflicts of interest in the investment process.

Our policy about conflicts of interest is explained in our compliance manual and in our relationship disclosure information handed over to our clients.

No

SG 03.3 Additional information. [Optional]

Objectives and strategies

SG 05	Mandatory	Public	Gateway/Core Assessed	General
--------------	------------------	---------------	------------------------------	----------------

SG 05.1 Indicate if and how frequently your organisation sets and reviews objectives for its responsible investment activities.

- Quarterly or more frequently
- Biannually
- Annually
- Less frequently than annually
- Ad-hoc basis
- It is not set/reviewed

SG 05.2

Additional information. [Optional]

We're based on a review every 3 years. If we need to adjust our policy, we will make it on a as needed basis.

Governance and human resources

SG 07

Mandatory

Public

Core Assessed

General

SG 07.1

Indicate the internal and/or external roles used by your organisation, and indicate for each whether they have oversight and/or implementation responsibilities for responsible investment.

Roles

- Board members or trustees
- Internal Roles (triggers other options)

Select from the below internal roles

- Chief Executive Officer (CEO), Chief Investment Officer (CIO), Chief Operating Officer (COO), Investment Committee
 - Oversight/accountability for responsible investment
 - Implementation of responsible investment
 - No oversight/accountability or implementation responsibility for responsible investment
- Other Chief-level staff or head of department, specify
CCO

- Oversight/accountability for responsible investment
- Implementation of responsible investment
- No oversight/accountability or implementation responsibility for responsible investment
- Portfolio managers
 - Oversight/accountability for responsible investment
 - Implementation of responsible investment
 - No oversight/accountability or implementation responsibility for responsible investment
- Investment analysts
 - Oversight/accountability for responsible investment
 - Implementation of responsible investment
 - No oversight/accountability or implementation responsibility for responsible investment
- Dedicated responsible investment staff
 - Oversight/accountability for responsible investment
 - Implementation of responsible investment
 - No oversight/accountability or implementation responsibility for responsible investment
- Investor relations
- Other role, specify (1)
- Other role, specify (2)
- External managers or service providers

SG 07.3

Indicate the number of dedicated responsible investment staff your organisation has.

Number

3

Promoting responsible investment

SG 09

Mandatory

Public

Core Assessed

PRI 4,5

SG 09.1

Select the collaborative organisation and/or initiatives of which your organisation is a member or in which it participated during the reporting year, and the role you played.

Select all that apply

- Principles for Responsible Investment

Your organisation's role in the initiative during the reporting period (see definitions)

- Basic
- Moderate
- Advanced
- Asian Corporate Governance Association
- Australian Council of Superannuation Investors
- AVCA: Sustainability Committee
- France Invest – La Commission ESG
- BVCA – Responsible Investment Advisory Board
- CDP Climate Change
- CDP Forests
- CDP Water
- CFA Institute Centre for Financial Market Integrity
- Climate Action 100+
- Code for Responsible Investment in SA (CRISA)
- Council of Institutional Investors (CII)
- Eumedion
- Extractive Industries Transparency Initiative (EITI)
- ESG Research Australia
- Invest Europe Responsible Investment Roundtable
- Global Investors Governance Network (GIGN)
- Global Impact Investing Network (GIIN)
- Global Real Estate Sustainability Benchmark (GRESB)
- Green Bond Principles
- HKVCA: ESG Committee
- Institutional Investors Group on Climate Change (IIGCC)
- Interfaith Center on Corporate Responsibility (ICCR)
- International Corporate Governance Network (ICGN)
- Investor Group on Climate Change, Australia/New Zealand (IGCC)
- International Integrated Reporting Council (IIRC)
- Investor Network on Climate Risk (INCR)/CERES
- Local Authority Pension Fund Forum
- Principles for Financial Action in the 21st Century
- Principles for Sustainable Insurance
- Regional or National Social Investment Forums (e.g. UKSIF, Eurosif, ASRIA, RIAA), specify
- Responsible Finance Principles in Inclusive Finance
- Shareholder Association for Research and Education (Share)
- United Nations Environmental Program Finance Initiative (UNEP FI)
- United Nations Global Compact
- Other collaborative organisation/initiative, specify
- Other collaborative organisation/initiative, specify

- Other collaborative organisation/initiative, specify
- Other collaborative organisation/initiative, specify

SG 10	Mandatory	Public	Core Assessed	PRI 4
-------	-----------	--------	---------------	-------

SG 10.1	Indicate if your organisation promotes responsible investment, independently of collaborative initiatives.
---------	--

Yes

SG 10.2	Indicate the actions your organisation has taken to promote responsible investment independently of collaborative initiatives. Provide a description of your role in contributing to the objectives of the selected action and the typical frequency of your participation/contribution.
---------	--

- Provided or supported education or training programmes (this includes peer to peer RI support) Your education or training may be for clients, investment managers, actuaries, broker/dealers, investment consultants, legal advisers etc.)
- Provided financial support for academic or industry research on responsible investment
- Provided input and/or collaborated with academia on RI related work
- Encouraged better transparency and disclosure of responsible investment practices across the investment industry
- Spoke publicly at events and conferences to promote responsible investment
- Wrote and published in-house research papers on responsible investment
- Encouraged the adoption of the PRI
- Responded to RI related consultations by non-governmental organisations (OECD, FSB etc.)
- Wrote and published articles on responsible investment in the media
- A member of PRI advisory committees/ working groups, specify
- On the Board of, or officially advising, other RI organisations (e.g. local SIFs)
- Other, specify

	specify description
--	---------------------

We wrote an article sent to our clients and this one is also on our website.

	Description
--	-------------

Title of article: "The real value of ESG investing"

	Frequency of contribution
--	---------------------------

- Quarterly or more frequently
- Biannually
- Annually
- Less frequently than annually
- Ad hoc
- Other

No

Outsourcing to fiduciary managers and investment consultants

SG 12

Mandatory

Public

Core Assessed

PRI 4

New selection options have been added to this indicator. Please review your prefilled responses carefully.

SG 12.1

Indicate whether your organisation uses investment consultants.

- Yes, we use investment consultants
- No, we do not use investment consultants.

ESG issues in asset allocation

SG 13

Mandatory

Public

Descriptive

PRI 1

SG 13.1

Indicate whether the organisation carries out scenario analysis and/or modelling, and if it does, provide a description of the scenario analysis (by asset class, sector, strategic asset allocation, etc.).

- Yes, in order to assess future ESG factors
- Yes, in order to assess future climate-related risks and opportunities
- No, our organisation does not currently carry out scenario analysis and/or modelling

Asset class implementation not reported in other modules

SG 16

Mandatory

Public

Descriptive

General

SG 16.1

Describe how you address ESG issues for internally managed assets for which a specific PRI asset class module has yet to be developed or for which you are not required to report because your assets are below the minimum threshold.

Asset Class	Describe what processes are in place and the outputs or outcomes achieved
Cash	We don't have a specific process for management cash Our policy is for all of our AUM

Communication

SG 19

Mandatory

Public

Core Assessed

PRI 2, 6

SG 19.1

Indicate whether your organisation typically discloses asset class specific information proactively. Select the frequency of the disclosure to clients/beneficiaries and the public, and provide a URL to the public information.

Listed equity - Incorporation

Do you disclose?

- We do not proactively disclose it to the public and/or clients/beneficiaries
- We disclose to clients/beneficiaries only.
- We disclose it publicly

Disclosure to clients/beneficiaries	
	<p>Disclosure to clients/beneficiaries</p> <ul style="list-style-type: none"><input checked="" type="radio"/> Broad approach to ESG incorporation<input type="radio"/> Detailed explanation of ESG incorporation strategy used
	<p>Frequency</p> <ul style="list-style-type: none"><input type="checkbox"/> Quarterly or more frequently<input type="checkbox"/> Biannually<input type="checkbox"/> Annually<input type="checkbox"/> Less frequently than annually<input checked="" type="checkbox"/> Ad-hoc/when requested

Listed equity – (Proxy) Voting

Do you disclose?

- We do not disclose to either clients/beneficiaries or the public.
- We disclose to clients/beneficiaries only.
- We disclose to the public

Disclosure to clients/beneficiaries	
	<p>Disclosure to clients/beneficiaries</p> <p><input type="radio"/> Disclose all voting decisions</p> <p><input checked="" type="radio"/> Disclose some voting decisions</p> <p><input type="radio"/> Only disclose abstentions and votes against management</p>
	<p>Frequency</p> <p><input type="checkbox"/> Quarterly or more frequently</p> <p><input type="checkbox"/> Biannually</p> <p><input type="checkbox"/> Annually</p> <p><input type="checkbox"/> Less frequently than annually</p> <p><input checked="" type="checkbox"/> Ad hoc/when requested</p>

Fixed income

Do you disclose?

- We do not disclose to either clients/beneficiaries or the public.
- We disclose to clients/beneficiaries only.
- We disclose to the public

Disclosure to clients/beneficiaries	
	<p>Disclosure to clients/beneficiaries</p> <p><input checked="" type="radio"/> Broad approach to RI incorporation</p> <p><input type="radio"/> Detailed explanation of RI incorporation strategy used</p>
	<p>Frequency</p> <p><input type="checkbox"/> Quarterly</p> <p><input type="checkbox"/> Biannually</p> <p><input type="checkbox"/> Annually</p> <p><input type="checkbox"/> Less frequently than annually</p> <p><input checked="" type="checkbox"/> Ad hoc/when requested</p>

ALLARD ALLARD & ASSOCIÉS

Reported Information

Public version

Direct - Listed Equity Incorporation

PRI disclaimer

This document presents information reported directly by signatories. This information has not been audited by the PRI Secretariat or any other party acting on their behalf. While this information is believed to be reliable, no representations or warranties are made as to the accuracy of the information presented, and no responsibility or liability can be accepted for any error or omission.

ESG incorporation in actively managed listed equities

Implementation processes

LEI 01	Mandatory	Public	Gateway	PRI 1
--------	-----------	--------	---------	-------

LEI 01.1

Indicate which ESG incorporation strategy and/or combination of strategies you apply to your actively managed listed equities; and the breakdown of your actively managed listed equities by strategy or combination of strategies.

ESG incorporation strategy (select all that apply)

- Screening alone (i.e., not combined with any other strategies)
- Thematic alone (i.e., not combined with any other strategies)
- Integration alone (i.e., not combined with any other strategies)
- Screening and integration strategies
- Thematic and integration strategies
- Screening and thematic strategies
- All three strategies combined
- We do not apply incorporation strategies

Percentage of active listed equity to which the strategy is applied — you may estimate +/- 5%	%
	100

Total actively managed listed equities

100%

LEI 01.3

If assets are managed using a combination of ESG incorporation strategies, briefly describe how these combinations are used. [Optional]

Our analysts select companies by screening the universe with different metrics (ex: Free Cash Flow, strong balance sheet, etc.). When a company is selected for a deeper analysis, specific ESG criteria are assessed.

ALLARD ALLARD & ASSOCIÉS

Reported Information

Public version

Direct - Listed Equity Active Ownership

PRI disclaimer

This document presents information reported directly by signatories. This information has not been audited by the PRI Secretariat or any other party acting on their behalf. While this information is believed to be reliable, no representations or warranties are made as to the accuracy of the information presented, and no responsibility or liability can be accepted for any error or omission.

Overview

LEA 01	Mandatory	Public	Core Assessed	PRI 2
--------	-----------	--------	---------------	-------

New selection options have been added to this indicator. Please review your prefilled responses carefully.

LEA 01.1

Indicate whether your organisation has an active ownership policy (includes engagement and/or voting).

- Yes
- No

LEA 01.4

Do you outsource any of your active ownership activities to service providers?

- Yes
- No

LEA 01.6

Additional information [optional]

Building an active ownership policy is listed as a project for improving our ESG position.
We have already set up a reporting for our proxy voting at this end of the year.

(Proxy) voting and shareholder resolutions

LEA 12	Mandatory	Public	Descriptive	PRI 2
--------	-----------	--------	-------------	-------

LEA 12.1

Indicate how you typically make your (proxy) voting decisions.

Approach

- We use our own research or voting team and make voting decisions without the use of service providers.

Based on

- Our own voting policy
- Our clients' requests or policies
- Other (explain)

We ask the analyst covering the company to make a recommendation, which is then reviewed by the portfolio managers for final approval.

- We hire service providers who make voting recommendations and/or provide research that we use to guide our voting decisions.
- We hire service providers who make voting decisions on our behalf, except in some pre-defined scenarios where we review and make voting decisions.
- We hire service providers who make voting decisions on our behalf.

LEA 15	Mandatory	Public	Descriptive	PRI 2
--------	-----------	--------	-------------	-------

LEA 15.1 Indicate the proportion of votes participated in within the reporting year in which where you or the service providers acting on your behalf raised concerns with companies ahead of voting.

- 100%
- 99-75%
- 74-50%
- 49-25%
- 24-1%
- Neither we nor our service provider(s) raise concerns with companies ahead of voting

LEA 15.3 Additional information. [Optional]

We have already set up a reporting for our proxy voting at this end of the year.
The next year, we will be able to report correctly our proxy voting.

LEA 16	Mandatory	Public	Core Assessed	PRI 2
--------	-----------	--------	---------------	-------

LEA 16.1 Indicate the proportion of votes where you, and/or the service provider(s) acting on your behalf, communicated the rationale to companies for abstaining or voting against management recommendations. Indicate this as a percentage out of all eligible votes.

- 100%
- 99-75%
- 74-50%
- 49-25%
- 24-1%
- We do not communicate the rationale to companies
- Not applicable because we and/or our service providers did not abstain or vote against management recommendations

LEA 17	Mandatory	Public	Core Assessed	PRI 2
--------	-----------	--------	---------------	-------

LEA 17.1 For listed equities in which you or your service provider have the mandate to issue (proxy) voting instructions, indicate the percentage of votes cast during the reporting year.

- We do track or collect this information
- We do not track or collect this information

LEA 17.2

Explain your reason(s) for not voting on certain holdings

- Shares were blocked
- Notice, ballots or materials not received on time
- Missed deadline
- Geographical restrictions (non-home market)
- Cost
- Conflicts of interest
- Holdings deemed too small
- Administrative impediments (e.g., power of attorney requirements, ineligibility due to participation in share placement)
- Client request
- Other (explain)

LEA 18

Voluntary

Public

Additional Assessed

PRI 2




LEA 18.1

Indicate whether you track the voting instructions that you or your service provider on your behalf have issued.

- Yes, we track this information

LEA 18.2

Of the voting instructions that you and/or third parties on your behalf have issued, indicate the proportion of ballot items that were:

Voting instructions	Breakdown as percentage of votes cast
For (supporting) management recommendations	 95
Against (opposing) management recommendations	 5
Abstentions	 0

100%

- No, we do not track this information

LEA 18.3

In cases where your organisation voted against management recommendations, indicate the percentage of companies which you have engaged.

0

LEA 19	Mandatory	Public	Core Assessed	PRI 2
--------	-----------	--------	---------------	-------

LEA 19.1 Indicate whether your organisation has a formal escalation strategy following unsuccessful voting.

- Yes
- No

ALLARD ALLARD & ASSOCIÉS

Reported Information

Public version

Direct - Fixed Income

PRI disclaimer

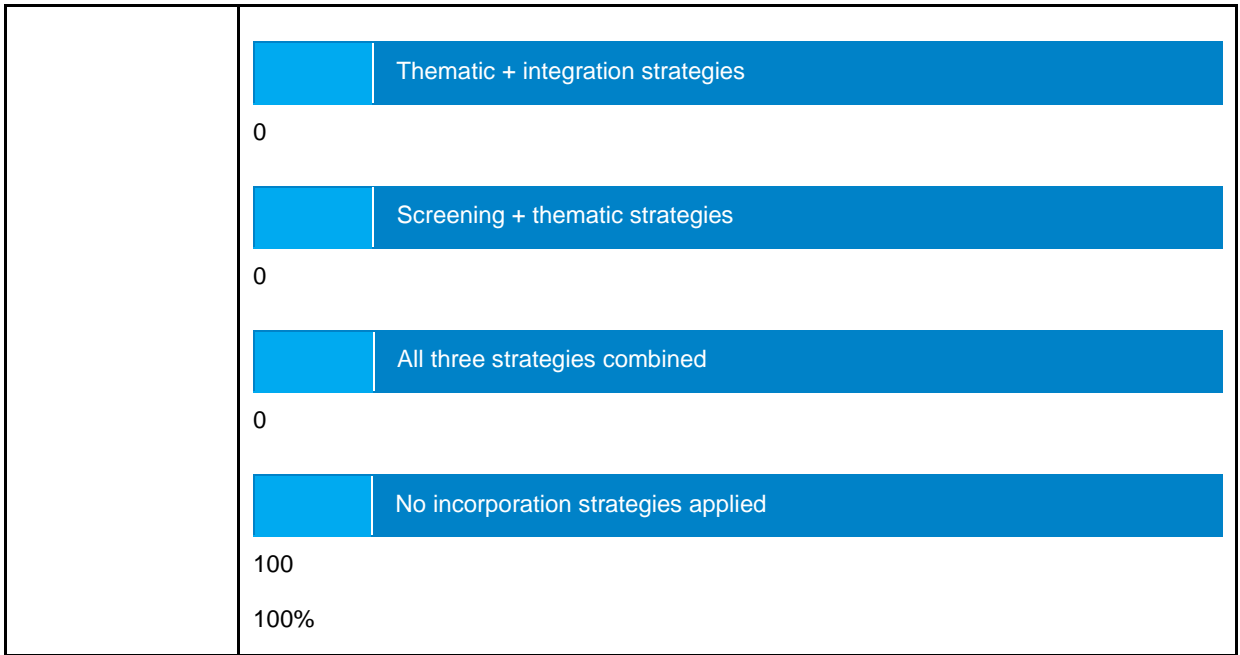
This document presents information reported directly by signatories. This information has not been audited by the PRI Secretariat or any other party acting on their behalf. While this information is believed to be reliable, no representations or warranties are made as to the accuracy of the information presented, and no responsibility or liability can be accepted for any error or omission.

ESG incorporation in actively managed fixed income

Implementation processes

FI 01	Mandatory	Public	Gateway	PRI 1
FI 01.1	Indicate (1) Which ESG incorporation strategy and/or combination of strategies you apply to your actively managed fixed income investments; and (2) The proportion (+/- 5%) of your total actively managed fixed income investments each strategy applies to.			

SSA	<p>Stacked bar chart for SSA showing the percentage of companies using various strategies. The y-axis ranges from 0 to 100%. The strategies and their percentages are:</p> <ul style="list-style-type: none"> Screening alone: 0% Thematic alone: 0% Integration alone: 0% Screening + integration strategies: 0% Thematic + integration strategies: 0% Screening + thematic strategies: 0% All three strategies combined: 0% No incorporation strategies applied: 100%
Corporate (financial)	<p>Stacked bar chart for Corporate (financial) showing the percentage of companies using various strategies. The y-axis ranges from 0 to 100%. The strategies and their percentages are:</p> <ul style="list-style-type: none"> Screening alone: 0% Thematic alone: 0% Integration alone: 0% Screening + integration strategies: 0%



Corporate (non-financial)	Screening alone	0
	Thematic alone	0
	Integration alone	0
	Screening + integration strategies	0
	Thematic + integration strategies	0
	Screening + thematic strategies	0
	All three strategies combined	0
	No incorporation strategies applied	100
	100%	

FI 01.2 Describe your reasons for choosing a particular ESG incorporation strategy and how combinations of strategies are used.

We invest in Fixed income inside our companies universe that our investment team has already studied concerning their ESG impact and their financial information.

ALLARD ALLARD & ASSOCIÉS

Reported Information

Public version

Confidence building measures

PRI disclaimer

This document presents information reported directly by signatories. This information has not been audited by the PRI Secretariat or any other party acting on their behalf. While this information is believed to be reliable, no representations or warranties are made as to the accuracy of the information presented, and no responsibility or liability can be accepted for any error or omission.

Confidence building measures

CM1 01	Mandatory	Public	Additional Assessed	General
--------	-----------	--------	---------------------	---------

CM1 01.1 Indicate whether the reported information you have provided for your PRI Transparency Report this year has undergone:

- Third party assurance over selected responses from this year's PRI Transparency Report
- Third party assurance over data points from other sources that have subsequently been used in your PRI responses this year
- Third party assurance or audit of the correct implementation of RI processes (that have been reported to the PRI this year)
- Internal audit of the correct implementation of RI processes and/or accuracy of RI data (that have been reported to the PRI this year)
- Internal verification of responses before submission to the PRI (e.g. by the CEO or the board)
 - Whole PRI Transparency Report has been internally verified
 - Selected data has been internally verified
- Other, specify
- None of the above

CM1 02	Mandatory	Public	Descriptive	General
--------	-----------	--------	-------------	---------

CM1 02.1 We undertook third party assurance on last year's PRI Transparency Report

- Whole PRI Transparency Report was assured last year
- Selected data was assured in last year's PRI Transparency Report
- We did not assure last year's PRI Transparency report
- None of the above, we were in our preparation year and did not report last year.

CM1 03	Mandatory	Public	Descriptive	General
--------	-----------	--------	-------------	---------

CM1 03.1 We undertake confidence building measures that are unspecific to the data contained in our PRI Transparency Report:

- We adhere to an RI certification or labelling scheme
- We carry out independent/third party assurance over a whole public report (such as a sustainability report) extracts of which are included in this year's PRI Transparency Report
- ESG audit of holdings
- Other, specify
- None of the above

CM1 04	Mandatory	Public	Descriptive	General
--------	-----------	--------	-------------	---------

CM1 04.1

Do you plan to conduct third party assurance of this year's PRI Transparency report?

- Whole PRI Transparency Report will be assured
- Selected data will be assured
- We do not plan to assure this year's PRI Transparency report

CM1 07

Mandatory

Public

Descriptive

General

CM1 07.1

Indicate who has reviewed/verified internally the whole - or selected data of the - PRI Transparency Report . and if this applies to selected data please specify what data was reviewed

Who has conducted the verification

- CEO or other Chief-Level staff
- The Board
- Investment Committee
- Compliance Function
- RI/ESG Team
- Investment Teams
- Legal Department
- Other (specify)