

LEA 02	Discipline: Mandatory	Principle: PRI 1, 2, 3
<p><b>Type of engagement</b></p> <p>Individual/ internal staff engagements</p> <p>Collaborative engagements</p> <p>Service provider engagements</p>	<p><b>Reason for interaction</b></p> <p><input checked="" type="checkbox"/> To support investment decisionmaking in &amp; company related ESG issues</p> <p><input checked="" type="checkbox"/> To enhance corporate practice or identify the need to enhance corporate practice</p> <p><input type="checkbox"/> Other: specify</p> <p><input type="checkbox"/> We do not engage via internal staff</p> <p><input type="checkbox"/> To support investment decisionmaking in &amp; company related ESG issues</p> <p><input type="checkbox"/> To enhance corporate practice or identify the need to enhance corporate practice</p> <p><input type="checkbox"/> We do not engage via collaborative engagements</p> <p><input type="checkbox"/> To support investment decisionmaking in &amp; company related ESG issues</p> <p><input type="checkbox"/> To enhance corporate practice or identify the need to enhance corporate practice</p> <p><input type="checkbox"/> We do not engage via service providers</p>	

# RI TRANSPARENCY REPORT

## 2020

Mirae Asset Global Investments (HK)

## About this report

The PRI Reporting Framework is a key step in the journey towards building a common language and industry standard for reporting responsible investment (RI) activities. This RI Transparency Report is one of the key outputs of this Framework. Its primary objective is to enable signatory transparency on RI activities and facilitate dialogue between investors and their clients, beneficiaries and other stakeholders. A copy of this report will be publicly disclosed for all reporting signatories on the [PRI website](#), ensuring accountability of the PRI Initiative and its signatories.

This report is an export of the individual Signatory organisation's response to the PRI during the 2020 reporting cycle. It includes their responses to mandatory indicators, as well as responses to voluntary indicators the signatory has agreed to make public. The information is presented exactly as it was reported. Where an indicator offers a response option that is multiple-choice, all options that were available to the signatory to select are presented in this report. Presenting the information exactly as reported is a result of signatory feedback which suggested the PRI not summarise the information. As a result, the reports can be extensive. However, to help easily locate information, there is a **Principles index** which highlights where the information can be found and summarises the indicators that signatories complete and disclose.

## Understanding the Principles Index

The Principles Index summarises the response status for the individual indicators and modules and shows how these relate to the six [Principles for Responsible Investment](#). It can be used by stakeholders as an 'at-a-glance' summary of reported information and to identify particular themes or areas of interest.

Indicators can refer to one or more Principles. Some indicators are not specific to any Principle. These are highlighted in the 'General' column. When multiple Principles are covered across numerous indicators, in order to avoid repetition, only the main Principle covered is highlighted.

All indicators within a module are presented below. The status of indicators is shown with the following symbols:

Symbol	Status
✓	The signatory has completed all mandatory parts of this indicator
☑	The signatory has completed some parts of this indicator
🔒	This indicator was not relevant for this signatory
-	The signatory did not complete any part of this indicator
Ⓜ	The signatory has flagged this indicator for internal review

Within the table, indicators marked in blue are mandatory to complete. Indicators marked in grey are voluntary to complete.

# Principles Index

Organisational Overview				Principle						General
Indicator	Short description	Status	Disclosure	1	2	3	4	5	6	
OO TG		🔒	n/a							
OO 01	Signatory category and services	✓	Public							✓
OO 02	Headquarters and operational countries	✓	Public							✓
OO 03	Subsidiaries that are separate PRI signatories	✓	Public							✓
OO 04	Reporting year and AUM	✓	Public							✓
OO 05	Breakdown of AUM by asset class	✓	Asset mix disclosed in OO 06							✓
OO 06	How would you like to disclose your asset class mix	✓	Public							✓
OO 07	Fixed income AUM breakdown	✓	Private							✓
OO 08	Segregated mandates or pooled funds	🔒	n/a							✓
OO 09	Breakdown of AUM by market	✓	Public							✓
OO 10	Active ownership practices for listed assets	✓	Public							✓
OO 11	ESG incorporation practices for all assets	✓	Public							✓
OO 12	Modules and sections required to complete	✓	Public							✓
OO LE 01	Breakdown of listed equity investments by passive and active strategies	✓	Public							✓
OO LE 02	Reporting on strategies that are <10% of actively managed listed equities	✓	Private							✓
OO FI 01	Breakdown of fixed income investments by passive and active strategies	✓	Public							✓
OO FI 02	Reporting on strategies that are <10% of actively managed fixed income	🔒	n/a							✓
OO FI 03	Fixed income breakdown by market and credit quality	✓	Public							✓
OO SAM 01	Breakdown of externally managed investments by passive and active strategies	🔒	n/a							✓
OO PE 01	Breakdown of private equity investments by strategy	🔒	n/a							✓
OO PE 02	Typical level of ownership in private equity investments	🔒	n/a							✓
OO PR 01	Breakdown of property investments	🔒	n/a							✓
OO PR 02	Breakdown of property assets by management	🔒	n/a							✓
OO PR 03	Largest property types	🔒	n/a							✓
OO INF 01	Breakdown of infrastructure investments	🔒	n/a							✓
OO INF 02	Breakdown of infrastructure assets by management	🔒	n/a							✓
OO INF 03	Largest infrastructure sectors	🔒	n/a							✓
OO HF 01	Breakdown of hedge funds investments by strategies	🔒	n/a							✓
OO End	Module confirmation page	✓	-							

CCStrategy and Governance				Principle						General
Indicator	Short description	Status	Disclosure	1	2	3	4	5	6	
SG 01	RI policy and coverage	✓	Public							✓
SG 01 CC	Climate risk	✓	Private							✓
SG 02	Publicly available RI policy or guidance documents	✓	Public						✓	
SG 03	Conflicts of interest	✓	Public							✓
SG 04	Identifying incidents occurring within portfolios	✓	Private							✓
SG 05	RI goals and objectives	✓	Public							✓
SG 06	Main goals/objectives this year	✓	Private							✓
SG 07	RI roles and responsibilities	✓	Public							✓
SG 07 CC	Climate-issues roles and responsibilities	✓	Private							✓
SG 08	RI in performance management, reward and/or personal development	✓	Private							✓
SG 09	Collaborative organisations / initiatives	✓	Public				✓	✓		
SG 09.2	Assets managed by PRI signatories	🔒	n/a	✓						
SG 10	Promoting RI independently	✓	Public				✓			
SG 11	Dialogue with public policy makers or standard setters	✓	Private				✓	✓	✓	
SG 12	Role of investment consultants/fiduciary managers	✓	Public				✓			
SG 13	ESG issues in strategic asset allocation	✓	Public	✓						
SG 13 CC		🔒	n/a							✓
SG 14	Long term investment risks and opportunity	✓	Private	✓						
SG 14 CC		✓	Private							✓
SG 15	Allocation of assets to environmental and social themed areas	✓	Private	✓						
SG 16	ESG issues for internally managed assets not reported in framework	🔒	n/a							✓
SG 17	ESG issues for externally managed assets not reported in framework	🔒	n/a							✓
SG 18	Innovative features of approach to RI	✓	Private							✓
SG 19	Communication	✓	Public		✓				✓	
SG End	Module confirmation page	✓	-							

Direct - Listed Equity Incorporation				Principle						General
Indicator	Short description	Status	Disclosure	1	2	3	4	5	6	
LEI 01	Percentage of each incorporation strategy	✓	Public	✓						
LEI 02	Type of ESG information used in investment decision	✓	Private	✓						
LEI 03	Information from engagement and/or voting used in investment decision-making	✓	Private	✓						
LEI 04	Types of screening applied	✓	Public	✓						
LEI 05	Processes to ensure screening is based on robust analysis	✓	Public	✓						
LEI 06	Processes to ensure fund criteria are not breached	✓	Private	✓						
LEI 07	Types of sustainability thematic funds/mandates	🔒	n/a	✓						
LEI 08	Review ESG issues while researching companies/sectors	✓	Public	✓						
LEI 09	Processes to ensure integration is based on robust analysis	✓	Public	✓						
LEI 10	Aspects of analysis ESG information is integrated into	✓	Public	✓						
LEI 11	ESG issues in index construction	🔒	n/a	✓						
LEI 12	How ESG incorporation has influenced portfolio composition	✓	Private	✓						
LEI 13	Examples of ESG issues that affected your investment view / performance	-	n/a	✓						
LEI End	Module confirmation page	✓	-							

Direct - Listed Equity Active Ownership				Principle						General
Indicator	Short description	Status	Disclosure	1	2	3	4	5	6	
LEA 01	Description of approach to engagement	✓	Public		✓					
LEA 02	Reasoning for interaction on ESG issues	✓	Public	✓	✓	✓				
LEA 03	Process for identifying and prioritising engagement activities	✓	Public		✓					
LEA 04	Objectives for engagement activities	✓	Public		✓					
LEA 05	Process for identifying and prioritising collaborative engagement	✓	Public		✓					
LEA 06	Role in engagement process	✓	Public		✓		✓			
LEA 07	Share insights from engagements with internal/external managers	✓	Public	✓	✓					
LEA 08	Tracking number of engagements	✓	Public		✓					
LEA 09	Number of companies engaged with, intensity of engagement and effort	✓	Private		✓					
LEA 10	Engagement methods	✓	Private		✓					
LEA 11	Examples of ESG engagements	✓	Private		✓					
LEA 12	Typical approach to (proxy) voting decisions	✓	Public		✓					
LEA 13	Percentage of voting recommendations reviewed	🔒	n/a		✓					
LEA 14	Securities lending programme	✓	Private		✓					
LEA 15	Informing companies of the rationale of abstaining/voting against management	✓	Public		✓					
LEA 16	Informing companies of the rationale of abstaining/voting against management	✓	Public		✓					
LEA 17	Percentage of (proxy) votes cast	✓	Public		✓					
LEA 18	Proportion of ballot items that were for/against/abstentions	✓	Public		✓					
LEA 19	Proportion of ballot items that were for/against/abstentions	✓	Public		✓					
LEA 20	Shareholder resolutions	✓	Private		✓					
LEA 21	Examples of (proxy) voting activities	✓	Private		✓					
LEA End	Module confirmation page	✓	-							

Confidence building measures				Principle						General
Indicator	Short description	Status	Disclosure	1	2	3	4	5	6	
CM1 01	Assurance, verification, or review	✓	Public							✓
CM1 02	Assurance of last year`s PRI data	✓	Public							✓
CM1 03	Other confidence building measures	✓	Public							✓
CM1 04	Assurance of this year`s PRI data	✓	Public							✓
CM1 05	External assurance	🔒	n/a							✓
CM1 06	Assurance or internal audit	🔒	n/a							✓
CM1 07	Internal verification	✓	Public							✓
CM1 01 End	Module confirmation page	✓	-							

# Mirae Asset Global Investments (HK)

## Reported Information

### Public version

### Organisational Overview

## PRI disclaimer

This document presents information reported directly by signatories. This information has not been audited by the PRI Secretariat or any other party acting on their behalf. While this information is believed to be reliable, no representations or warranties are made as to the accuracy of the information presented, and no responsibility or liability can be accepted for any error or omission.



## Basic information

OO 01

Mandatory

Public

Gateway/Peering

General

OO 01.1

Select the services and funds you offer

Select the services and funds you offer	% of asset under management (AUM) in ranges
Fund management	<input type="radio"/> 0% <input type="radio"/> <10% <input type="radio"/> 10-50% <input checked="" type="radio"/> >50%
Fund of funds, manager of managers, sub-advised products	<input checked="" type="radio"/> 0% <input type="radio"/> <10% <input type="radio"/> 10-50% <input type="radio"/> >50%
Other	<input checked="" type="radio"/> 0% <input type="radio"/> <10% <input type="radio"/> 10-50% <input type="radio"/> >50%
Total 100%	

Further options (may be selected in addition to the above)

- Hedge funds
- Fund of hedge funds

OO 01.2

Additional information. [Optional]

Mirae Asset Global Investments (HK) Limited is a subsidiary of and the international headquarters for Mirae Asset Global Investments (MAGI). As at end-2019, MAGI (HK) managed approximately US\$ 4.40 billion in assets, while our parent company managed approximately US\$ 100.65 billion in assets. Assets provided within this report are for MAGI (HK).

OO 02

Mandatory

Public

Peering

General

OO 02.1

Select the location of your organisation's headquarters.

Hong Kong SAR

**OO 02.2** Indicate the number of countries in which you have offices (including your headquarters).

- 1
- 2-5
- 6-10
- >10

**OO 02.3** Indicate the approximate number of staff in your organisation in full-time equivalents (FTE).

FTE

880

**OO 03** **Mandatory** **Public** **Descriptive** **General**

**OO 03.1** Indicate whether you have subsidiaries within your organisation that are also PRI signatories in their own right.

- Yes
- No

**OO 04** **Mandatory** **Public** **Gateway/Peering** **General**

**OO 04.1** Indicate the year end date for your reporting year.

31/12/2019

**OO 04.2** Indicate your total AUM at the end of your reporting year.

Include the AUM of subsidiaries, but exclude advisory/execution only assets, and exclude the assets of your PRI signatory subsidiaries that you have chosen not to report on in OO 03.2

	trillions	billions	millions	thousands	hundreds
Total AUM		4	403	525	387
Currency	USD				
Assets in USD		4	403	525	387

Not applicable as we are in the fund-raising process

**OO 04.4** Indicate the assets which are subject to an execution and/or advisory approach. Provide this figure based on the end of your reporting year

	trillions	billions	millions	thousands	hundreds
Total AUM			211	293	762
Currency	USD				
Assets in USD			211	293	762

Not applicable as we do not have any assets under execution and/or advisory approach

OO 06	Mandatory	Public	Descriptive	General
-------	-----------	--------	-------------	---------

**OO 06.1** Select how you would like to disclose your asset class mix.

- as percentage breakdown
- as broad ranges

	Internally managed (%)	Externally managed (%)
--	------------------------	------------------------

Listed equity	>50%	0
Fixed income	<10%	0
Private equity	0	0
Property	0	0
Infrastructure	0	0
Commodities	0	0
Hedge funds	0	0
Fund of hedge funds	0	0
Forestry	0	0
Farmland	0	0
Inclusive finance	0	0
Cash	0	0
Money market instruments	0	0
Other (1), specify	0	0
Other (2), specify	0	0

**OO 06.2**

Publish asset class mix as per attached image [Optional].

**OO 06.3**

Indicate whether your organisation has any off-balance sheet assets [Optional].

- Yes
- No

**OO 06.5**

Indicate whether your organisation uses fiduciary managers.

- Yes, we use a fiduciary manager and our response to OO 5.1 is reflective of their management of our assets.
- No, we do not use fiduciary managers.

**OO 09**

**Mandatory**

**Public**

**Peering**

**General**

OO 09.1

Indicate the breakdown of your organisation's AUM by market.

Developed Markets

9

Emerging Markets

91

Frontier Markets

0

Other Markets

0

Total 100%

100%

### Asset class implementation gateway indicators

OO 10

Mandatory

Public

Gateway

General

OO 10.1

Select the active ownership activities your organisation implemented in the reporting year.

Listed equity – engagement

- We engage with companies on ESG factors via our staff, collaborations or service providers.
- We do not engage directly and do not require external managers to engage with companies on ESG factors.

Listed equity – voting

- We cast our (proxy) votes directly or via dedicated voting providers
- We do not cast our (proxy) votes directly and do not require external managers to vote on our behalf

Fixed income SSA – engagement

- We engage with SSA bond issuers on ESG factors via our staff, collaborations or service providers.
- We do not engage directly and do not require external managers to engage with SSA bond issuers on ESG factors. Please explain why you do not.

Please explain why you do not engage directly and do not require external managers to engage with companies on ESG factors.

While ESG factors have been fully implemented in our equity investment structure, we are currently in the process of establishing a similar practice for our fixed income structure.

#### Fixed income Corporate (financial) – engagement

- We engage with companies on ESG factors via our staff, collaborations or service providers.
- We do not engage directly and do not require external managers to engage with companies on ESG factors. Please explain why you do not.

Please explain why you do not engage directly and do not require external managers to engage with companies on ESG factors.

While ESG factors have been fully implemented in our equity investment structure, we are currently in the process of establishing a similar practice for our fixed income structure.

#### Fixed income Corporate (non-financial) – engagement

- We engage with companies on ESG factors via our staff, collaborations or service providers.
- We do not engage directly and do not require external managers to engage with companies on ESG factors. Please explain why you do not.

Please explain why you do not engage directly and do not require external managers to engage with companies on ESG factors.

While ESG factors have been fully implemented in our equity investment structure, we are currently in the process of establishing a similar practice for our fixed income structure.

OO 11

Mandatory

Public

Gateway

General

OO 11.1

Select the internally managed asset classes in which you addressed ESG incorporation into your investment decisions and/or your active ownership practices (during the reporting year).

#### Listed equity

- We address ESG incorporation.
- We do not do ESG incorporation.

#### Fixed income - SSA

- We address ESG incorporation.
- We do not do ESG incorporation.

#### Fixed income - corporate (financial)

- We address ESG incorporation.
- We do not do ESG incorporation.

Fixed income - corporate (non-financial)

- We address ESG incorporation.
- We do not do ESG incorporation.

OO 12	Mandatory	Public	Gateway	General
-------	-----------	--------	---------	---------

**OO 12.1** Below are all applicable modules or sections you may report on. Those which are mandatory to report (asset classes representing 10% or more of your AUM) are already ticked and read-only. Those which are voluntary to report on can be opted into by ticking the box.

Core modules

- Organisational Overview
- Strategy and Governance

RI implementation directly or via service providers

Direct - Listed Equity incorporation

- Listed Equity incorporation

Direct - Listed Equity active ownership

- Engagements
- (Proxy) voting

Closing module

- Closing module

**Peering questions**

OO LE 01	Mandatory to Report Voluntary to Disclose	Public	Gateway	General
----------	---	--------	---------	---------

**OO LE 01.1** Provide a breakdown of your internally managed listed equities by passive, active - quantitative (quant), active - fundamental and active - other strategies.

**Percentage of internally managed listed equities**

Passive

9

Active - quantitative (quant)

0

Active - fundamental and active - other

91

Total

100%

OO FI 01	Mandatory to Report Voluntary to Disclose	Public	Gateway	General
----------	---	--------	---------	---------

OO FI 01.1 Provide a breakdown of your internally managed fixed income securities by active and passive strategies



<b>SSA</b>	<table border="1"> <tbody> <tr> <td data-bbox="496 221 619 286"> </td> <td data-bbox="619 221 1474 286">           Passive         </td> </tr> <tr> <td data-bbox="496 297 619 320">           0         </td> <td></td> </tr> <tr> <td data-bbox="496 365 619 430"> </td> <td data-bbox="619 365 1474 430">           Active - quantitative (quant)         </td> </tr> <tr> <td data-bbox="496 441 619 463">           0         </td> <td></td> </tr> <tr> <td data-bbox="496 508 619 573"> </td> <td data-bbox="619 508 1474 573">           Active - fundamental and active - other         </td> </tr> <tr> <td data-bbox="496 584 619 607">           100         </td> <td></td> </tr> <tr> <td data-bbox="496 651 619 716"> </td> <td data-bbox="619 651 1474 716">           Total         </td> </tr> <tr> <td data-bbox="496 728 619 750">           100%         </td> <td></td> </tr> </tbody> </table>		Passive	0			Active - quantitative (quant)	0			Active - fundamental and active - other	100			Total	100%	
	Passive																
0																	
	Active - quantitative (quant)																
0																	
	Active - fundamental and active - other																
100																	
	Total																
100%																	
<b>Corporate (financial)</b>	<table border="1"> <tbody> <tr> <td data-bbox="496 810 619 875"> </td> <td data-bbox="619 810 1474 875">           Passive         </td> </tr> <tr> <td data-bbox="496 887 619 909">           0         </td> <td></td> </tr> <tr> <td data-bbox="496 954 619 1019"> </td> <td data-bbox="619 954 1474 1019">           Active - quantitative (quant)         </td> </tr> <tr> <td data-bbox="496 1030 619 1052">           0         </td> <td></td> </tr> <tr> <td data-bbox="496 1097 619 1162"> </td> <td data-bbox="619 1097 1474 1162">           Active - fundamental and active - other         </td> </tr> <tr> <td data-bbox="496 1173 619 1196">           100         </td> <td></td> </tr> <tr> <td data-bbox="496 1240 619 1305"> </td> <td data-bbox="619 1240 1474 1305">           Total         </td> </tr> <tr> <td data-bbox="496 1317 619 1339">           100%         </td> <td></td> </tr> </tbody> </table>		Passive	0			Active - quantitative (quant)	0			Active - fundamental and active - other	100			Total	100%	
	Passive																
0																	
	Active - quantitative (quant)																
0																	
	Active - fundamental and active - other																
100																	
	Total																
100%																	
<b>Corporate (non-financial)</b>	<table border="1"> <tbody> <tr> <td data-bbox="496 1400 619 1464"> </td> <td data-bbox="619 1400 1474 1464">           Passive         </td> </tr> <tr> <td data-bbox="496 1476 619 1498">           0         </td> <td></td> </tr> <tr> <td data-bbox="496 1543 619 1608"> </td> <td data-bbox="619 1543 1474 1608">           Active - quantitative (quant)         </td> </tr> <tr> <td data-bbox="496 1619 619 1641">           0         </td> <td></td> </tr> <tr> <td data-bbox="496 1686 619 1751"> </td> <td data-bbox="619 1686 1474 1751">           Active - fundamental and active - other         </td> </tr> <tr> <td data-bbox="496 1762 619 1785">           100         </td> <td></td> </tr> <tr> <td data-bbox="496 1830 619 1895"> </td> <td data-bbox="619 1830 1474 1895">           Total         </td> </tr> <tr> <td data-bbox="496 1906 619 1928">           100%         </td> <td></td> </tr> </tbody> </table>		Passive	0			Active - quantitative (quant)	0			Active - fundamental and active - other	100			Total	100%	
	Passive																
0																	
	Active - quantitative (quant)																
0																	
	Active - fundamental and active - other																
100																	
	Total																
100%																	

Update: this indicator has changed from "*Mandatory to report, voluntary to disclose*" to "*Mandatory*". **Your response to this indicator will be published in the Public Transparency Report.** This change is to enable improved analysis and peering.

<b>OO FI 03.1</b>	Indicate the approximate (+/- 5%) breakdown of your SSA investments, by developed markets and emerging markets.
-------------------	---

SSA	<table style="width: 100%; border-collapse: collapse;"> <tr> <td style="width: 15%; background-color: #0072bc; color: white; text-align: center; vertical-align: middle;">47</td> <td style="background-color: #0072bc; color: white; padding: 5px;">Developed markets</td> </tr> <tr> <td style="width: 15%; background-color: #0072bc; color: white; text-align: center; vertical-align: middle;">53</td> <td style="background-color: #0072bc; color: white; padding: 5px;">Emerging markets</td> </tr> <tr> <td style="width: 15%; background-color: #0072bc; color: white; text-align: center; vertical-align: middle;">100%</td> <td style="background-color: #0072bc; color: white; padding: 5px;">Total</td> </tr> </table>	47	Developed markets	53	Emerging markets	100%	Total
47	Developed markets						
53	Emerging markets						
100%	Total						

	If you are invested in private debt and reporting on ratings is not relevant for you, please indicate below
--	---

OO FI 03.2 is not applicable as our internally managed fixed income assets are invested only in private debt.

# Mirae Asset Global Investments (HK)

## Reported Information

### Public version

### Strategy and Governance

## PRI disclaimer

This document presents information reported directly by signatories. This information has not been audited by the PRI Secretariat or any other party acting on their behalf. While this information is believed to be reliable, no representations or warranties are made as to the accuracy of the information presented, and no responsibility or liability can be accepted for any error or omission.

## Investment policy

SG 01

Mandatory

Public

Core Assessed

General

**New selection options have been added to this indicator. Please review your prefilled responses carefully.**

SG 01.1

Indicate if you have an investment policy that covers your responsible investment approach.

Yes

SG 01.2

Indicate the components/types and coverage of your policy.

Select all that apply

Policy components/types	Coverage by AUM
<input checked="" type="checkbox"/> Policy setting out your overall approach <input checked="" type="checkbox"/> Formalised guidelines on environmental factors <input checked="" type="checkbox"/> Formalised guidelines on social factors <input checked="" type="checkbox"/> Formalised guidelines on corporate governance factors <input type="checkbox"/> Fiduciary (or equivalent) duties <input type="checkbox"/> Asset class-specific RI guidelines <input type="checkbox"/> Sector specific RI guidelines <input checked="" type="checkbox"/> Screening / exclusions policy <input type="checkbox"/> Engagement policy <input type="checkbox"/> (Proxy) voting policy <input type="checkbox"/> Other, specify (1) <input type="checkbox"/> Other, specify(2)	<input type="radio"/> Applicable policies cover all AUM <input checked="" type="radio"/> Applicable policies cover a majority of AUM <input type="radio"/> Applicable policies cover a minority of AUM

**SG 01.3**

Indicate if the investment policy covers any of the following

- Your organisation's definition of ESG and/or responsible investment and it's relation to investments
- Your investment objectives that take ESG factors/real economy influence into account
- Time horizon of your investment
- Governance structure of organisational ESG responsibilities
- ESG incorporation approaches
- Active ownership approaches
- Reporting
- Climate change
- Understanding and incorporating client / beneficiary sustainability preferences
- Other RI considerations, specify (1)
- Other RI considerations, specify (2)

**SG 01.4**

Describe your organisation's investment principles and overall investment strategy, interpretation of fiduciary (or equivalent) duties, and how they consider ESG factors and real economy impact.

Simply put, our strategy is to actively invest in companies with long-term, sustainable competitiveness, which we believe naturally adheres to ESG principles. We believe investing in responsibly-managed companies and being an active owner, with particular emphasis on governance issues, makes good business sense and has the potential to enhance and protect economic value for shareholders.

No

**SG 02****Mandatory****Public****Core Assessed****PRI 6**

**New selection options have been added to this indicator. Please review your prefilled responses carefully.**

**SG 02.1**

Indicate which of your investment policy documents (if any) are publicly available. Provide a URL and an attachment of the document.

- Policy setting out your overall approach
- Formalised guidelines on environmental factors
- Formalised guidelines on social factors
- Formalised guidelines on corporate governance factors
- Screening / exclusions policy
- We do not publicly disclose our investment policy documents

**SG 02.2**

Indicate if any of your investment policy components are publicly available. Provide URL and an attachment of the document.

- Your organisation's definition of ESG and/or responsible investment and it's relation to investments
- Your investment objectives that take ESG factors/real economy influence into account
- Governance structure of organisational ESG responsibilities
- ESG incorporation approaches
- Active ownership approaches
- We do not publicly disclose any investment policy components

**SG 03****Mandatory****Public****Core Assessed****General****SG 03.1**

Indicate if your organisation has a policy on managing potential conflicts of interest in the investment process.

- Yes

**SG 03.2**

Describe your policy on managing potential conflicts of interest in the investment process.

MAGI (HK) has formal policies and controls in place to ensure that we uphold our fiduciary duties and minimise potential conflicts of interest. There is a dedicated Compliance Team, which is independent from the Investment Team and reports directly to senior management. The Company has written Compliance Manuals and Codes of Conduct, which cover topics including staff personal trading policy and gift and entertainment policies. These policies are provided to all staff upon the commencement of their employment, and all staff must provide a written oath that they will abide by the policies (repeated at least annually).

The compliance policies are firmly ingrained in the day-to-day practices of the firms through established procedures and guidelines. Some of these procedures are enforced through proprietary electronic systems, which boost efficiency, reduces margin for human error and ensures effective record keeping.

- No

**Objectives and strategies****SG 05****Mandatory****Public****Gateway/Core Assessed****General****SG 05.1**

Indicate if and how frequently your organisation sets and reviews objectives for its responsible investment activities.

- Quarterly or more frequently
- Biannually
- Annually
- Less frequently than annually
- Ad-hoc basis
- It is not set/reviewed

SG 05.2

Additional information. [Optional]

Analysts update the ESG ratings for their respective companies and report their efforts to engage companies on an annual basis.

## Governance and human resources

SG 07

Mandatory

Public

Core Assessed

General

SG 07.1

Indicate the internal and/or external roles used by your organisation, and indicate for each whether they have oversight and/or implementation responsibilities for responsible investment.

### Roles

- Board members or trustees
  - Oversight/accountability for responsible investment
  - Implementation of responsible investment
  - No oversight/accountability or implementation responsibility for responsible investment
- Internal Roles (triggers other options)

### Select from the below internal roles

- Chief Executive Officer (CEO), Chief Investment Officer (CIO), Chief Operating Officer (COO), Investment Committee
  - Oversight/accountability for responsible investment
  - Implementation of responsible investment
  - No oversight/accountability or implementation responsibility for responsible investment
- Other Chief-level staff or head of department, specify  
Chief Risk Officer

- Oversight/accountability for responsible investment
- Implementation of responsible investment
- No oversight/accountability or implementation responsibility for responsible investment
- Portfolio managers
  - Oversight/accountability for responsible investment
  - Implementation of responsible investment
  - No oversight/accountability or implementation responsibility for responsible investment
- Investment analysts
  - Oversight/accountability for responsible investment
  - Implementation of responsible investment
  - No oversight/accountability or implementation responsibility for responsible investment
- Dedicated responsible investment staff
- Investor relations
- Other role, specify (1)
- Other role, specify (2)
- External managers or service providers

<b>SG 07.2</b>	For the roles for which you have RI oversight/accountability or implementation responsibilities, indicate how you execute these responsibilities.
----------------	---

We believe the starting point for ESG is our own governance, which then filters through to the whole organization. Mirae Asset Global Investments (HK) Limited incorporates ESG Principals at the board level, which are then enforced by senior staff of the Investment Committee, including the firm's CEO. Thus, all principles and policies are driven from the top-down, and then applied to our investments.

In addition, please note that while we do not have staff fully dedicated to responsible investing, all of our investment staff are responsible for adhering to our Policies.

<b>SG 07.3</b>	Indicate the number of dedicated responsible investment staff your organisation has.
----------------	--

	Number
--	--------

0

<b>Promoting responsible investment</b>				
---	--	--	--	--

<b>SG 09</b>	<b>Mandatory</b>	<b>Public</b>	<b>Core Assessed</b>	<b>PRI 4,5</b>
--------------	------------------	---------------	----------------------	----------------

<b>SG 09.1</b>	Select the collaborative organisation and/or initiatives of which your organisation is a member or in which it participated during the reporting year, and the role you played.
----------------	---

**Select all that apply**

- Principles for Responsible Investment



Your organisation's role in the initiative during the reporting period (see definitions)

- Basic
- Moderate
- Advanced
- Asian Corporate Governance Association
- Australian Council of Superannuation Investors
- AVCA: Sustainability Committee
- France Invest – La Commission ESG
- BVCA – Responsible Investment Advisory Board
- CDP Climate Change
- CDP Forests
- CDP Water
- CFA Institute Centre for Financial Market Integrity
- Climate Action 100+
- Code for Responsible Investment in SA (CRISA)
- Council of Institutional Investors (CII)
- Eumedion
- Extractive Industries Transparency Initiative (EITI)
- ESG Research Australia
- Invest Europe Responsible Investment Roundtable
- Global Investors Governance Network (GIGN)
- Global Impact Investing Network (GIIN)
- Global Real Estate Sustainability Benchmark (GRESB)
- Green Bond Principles
- HKVCA: ESG Committee
- Institutional Investors Group on Climate Change (IIGCC)
- Interfaith Center on Corporate Responsibility (ICCR)
- International Corporate Governance Network (ICGN)
- Investor Group on Climate Change, Australia/New Zealand (IGCC)
- International Integrated Reporting Council (IIRC)
- Investor Network on Climate Risk (INCR)/CERES
- Local Authority Pension Fund Forum
- Principles for Financial Action in the 21st Century
- Principles for Sustainable Insurance
- Regional or National Social Investment Forums (e.g. UKSIF, Eurosif, ASRIA, RIAA), specify
- Responsible Finance Principles in Inclusive Finance
- Shareholder Association for Research and Education (Share)
- United Nations Environmental Program Finance Initiative (UNEP FI)
- United Nations Global Compact
- Other collaborative organisation/initiative, specify
- Other collaborative organisation/initiative, specify

- Other collaborative organisation/initiative, specify
- Other collaborative organisation/initiative, specify

SG 10	Mandatory	Public	Core Assessed	PRI 4
-------	-----------	--------	---------------	-------

SG 10.1	Indicate if your organisation promotes responsible investment, independently of collaborative initiatives.
---------	--

Yes

SG 10.2	Indicate the actions your organisation has taken to promote responsible investment independently of collaborative initiatives. Provide a description of your role in contributing to the objectives of the selected action and the typical frequency of your participation/contribution.
---------	--

Provided or supported education or training programmes (this includes peer to peer RI support) Your education or training may be for clients, investment managers, actuaries, broker/dealers, investment consultants, legal advisers etc.)

	Description
--	-------------

Provide clients and key investment consultants with annual, internally-researched updates on corporate governance within Asia.

	Frequency of contribution
--	---------------------------

- Quarterly or more frequently
- Biannually
- Annually
- Less frequently than annually
- Ad hoc
- Other

- Provided financial support for academic or industry research on responsible investment
- Provided input and/or collaborated with academia on RI related work
- Encouraged better transparency and disclosure of responsible investment practices across the investment industry
- Spoke publicly at events and conferences to promote responsible investment
- Wrote and published in-house research papers on responsible investment
- Encouraged the adoption of the PRI
- Responded to RI related consultations by non-governmental organisations (OECD, FSB etc.)
- Wrote and published articles on responsible investment in the media
- A member of PRI advisory committees/ working groups, specify
- On the Board of, or officially advising, other RI organisations (e.g. local SIFs)
- Other, specify

No

## Outsourcing to fiduciary managers and investment consultants

SG 12	Mandatory	Public	Core Assessed	PRI 4
-------	-----------	--------	---------------	-------

New selection options have been added to this indicator. Please review your prefilled responses carefully.

SG 12.1	Indicate whether your organisation uses investment consultants.
---------	---

- Yes, we use investment consultants
- No, we do not use investment consultants.

### ESG issues in asset allocation

SG 13	Mandatory	Public	Descriptive	PRI 1
-------	-----------	--------	-------------	-------

SG 13.1	Indicate whether the organisation carries out scenario analysis and/or modelling, and if it does, provide a description of the scenario analysis (by asset class, sector, strategic asset allocation, etc.).
---------	--

- Yes, in order to assess future ESG factors
- Yes, in order to assess future climate-related risks and opportunities
- No, our organisation does not currently carry out scenario analysis and/or modelling

### Communication

SG 19	Mandatory	Public	Core Assessed	PRI 2, 6
-------	-----------	--------	---------------	----------

SG 19.1	Indicate whether your organisation typically discloses asset class specific information proactively. Select the frequency of the disclosure to clients/beneficiaries and the public, and provide a URL to the public information.
---------	---

Listed equity - Incorporation
-------------------------------

Do you disclose?
------------------

- We do not proactively disclose it to the public and/or clients/beneficiaries
- We disclose to clients/beneficiaries only.
- We disclose it publicly

<b>Disclosure to clients/beneficiaries</b>	
	<p><b>Disclosure to clients/beneficiaries</b></p> <p><input type="radio"/> Broad approach to ESG incorporation</p> <p><input checked="" type="radio"/> Detailed explanation of ESG incorporation strategy used</p>
	<p><b>Frequency</b></p> <p><input type="checkbox"/> Quarterly or more frequently</p> <p><input type="checkbox"/> Biannually</p> <p><input type="checkbox"/> Annually</p> <p><input type="checkbox"/> Less frequently than annually</p> <p><input checked="" type="checkbox"/> Ad-hoc/when requested</p>

**Listed equity - Engagement**

**Do you disclose?**

- We do not disclose to either clients/beneficiaries or the public.
- We disclose to clients/beneficiaries only.
- We disclose to the public

<b>Disclosure to clients/beneficiaries</b>	
Disclosure to clients/beneficiaries	<input checked="" type="checkbox"/> Details on the overall engagement strategy <input type="checkbox"/> Details on the selection of engagement cases and definition of objectives of the selections, priorities and specific goals <input checked="" type="checkbox"/> Number of engagements undertaken <input type="checkbox"/> Breakdown of engagements by type/topic <input type="checkbox"/> Breakdown of engagements by region <input type="checkbox"/> An assessment of the current status of the progress achieved and outcomes against defined objectives <input type="checkbox"/> Examples of engagement cases <input type="checkbox"/> Details on eventual escalation strategy taken after the initial dialogue has been unsuccessful (i.e. filing resolutions, issuing a statement, voting against management, divestment etc.) <input type="checkbox"/> Details on whether the provided information has been externally assured <input checked="" type="checkbox"/> Outcomes that have been achieved from the engagement <input type="checkbox"/> Other information
Frequency	<input checked="" type="checkbox"/> Quarterly or more frequently <input type="checkbox"/> Biannually <input type="checkbox"/> Annually <input type="checkbox"/> Less frequently than annually <input type="checkbox"/> Ad-hoc/when requested

Listed equity – (Proxy) Voting

Do you disclose?

- We do not disclose to either clients/beneficiaries or the public.
- We disclose to clients/beneficiaries only.
- We disclose to the public

<b>Disclosure to clients/beneficiaries</b>	
Disclosure to clients/beneficiaries	<input checked="" type="radio"/> Disclose all voting decisions <input type="radio"/> Disclose some voting decisions <input type="radio"/> Only disclose abstentions and votes against management
Frequency	<input checked="" type="checkbox"/> Quarterly or more frequently <input type="checkbox"/> Biannually <input type="checkbox"/> Annually <input type="checkbox"/> Less frequently than annually <input type="checkbox"/> Ad hoc/when requested

# Mirae Asset Global Investments (HK)

## Reported Information

Public version

Direct - Listed Equity Incorporation

## PRI disclaimer

This document presents information reported directly by signatories. This information has not been audited by the PRI Secretariat or any other party acting on their behalf. While this information is believed to be reliable, no representations or warranties are made as to the accuracy of the information presented, and no responsibility or liability can be accepted for any error or omission.

## ESG incorporation in actively managed listed equities

### Implementation processes


LEI 01	Mandatory	Public	Gateway	PRI 1
--------	-----------	--------	---------	-------

LEI 01.1

Indicate which ESG incorporation strategy and/or combination of strategies you apply to your actively managed listed equities; and the breakdown of your actively managed listed equities by strategy or combination of strategies.

#### ESG incorporation strategy (select all that apply)

- Screening alone (i.e., not combined with any other strategies)
- Thematic alone (i.e., not combined with any other strategies)
- Integration alone (i.e., not combined with any other strategies)
- Screening and integration strategies

Percentage of active listed equity to which the strategy is applied — you may estimate +/- 5%	 <p>100</p>
---	--

- Thematic and integration strategies
- Screening and thematic strategies
- All three strategies combined
- We do not apply incorporation strategies

Total actively managed listed equities

100%

LEI 01.2

Describe your organisation's approach to ESG incorporation and the reasons for choosing the particular strategy/strategies.

Our research analysts create ESG Scorecards for each company that they research. These Scorecards are used in tandem with our Sustainable Competitiveness Scorecards, which help us rate a company's investment potential. Our analysts rate a company across 20 factors, on a scale of 1 to 5, that address a company's governance and the social and environmental impacts of its business. A 1 rating is the highest level of controversy/ poor track record and a 5 rating indicates no controversy/ excellent record. Ratings are then tabulated on our proprietary ESG Scorecards, which are an intricate part of a company's overall research rating. The lower its ESG rating, the more likely it will be on either the Negative List or the Watch List. ESG ratings from an external provider are included in the research process to complement our own analysts' ratings. In addition, our Investment Committee holds an annual session to update and review the ESG Negative and Watch Lists.

ESG Scorecards are created in tandem with our Sustainable Competitiveness Scorecards, and cover numerous factors that address a company's corporate governance and the social and environmental impacts of its business.



## (A) Implementation: Screening

LEI 04

Mandatory

Public

Descriptive

PRI 1

LEI 04.1

Indicate and describe the type of screening you apply to your internally managed active listed equities.

### Type of screening

- Negative/exclusionary screening

#### Screened by

- Product
- Activity
- Sector
- Country/geographic region
- Environmental and social practices and performance
- Corporate governance

#### Description

Our proprietary ESG Scorecard allows us to rate a company's ESG strength based on 20 wide-ranging factors and on a scale of 1 to 5. The factors address a company's governance and the social and environmental impacts of its business, with a '1' rating indicating the highest level of controversy/ poor track record and a '5' rating indicating no controversy/ excellent record. Thus, a poorly-scoring company can be easily screened out from our investment universe.

- Positive/best-in-class screening

#### Screened by

- Product
- Activity
- Sector
- Country/geographic region
- Environmental and social practices and performance
- Corporate governance

#### Description

Our proprietary ESG Scorecard allows us to rate a company's ESG strength based on 20 wide-ranging factors and on a scale of 1 to 5. The factors address a company's governance and the social and environmental impacts of its business, with a '1' rating indicating the highest level of controversy/ poor track record and a '5' rating indicating no controversy/ excellent record. Thus, a high-scoring company can be easily included in our investment universe.

- Norms-based screening

#### Screened by

- UN Global Compact Principles
- The UN Guiding Principles on Business and Human Rights
- International Labour Organization Conventions
- United Nations Convention Against Corruption
- OECD Guidelines for Multinational Enterprises
- Other, specify

A combination of norms., including the Convention on Cluster Munitions.

Description
-------------

While we do not utilize any specific norms-based screening process, our current process takes many of the principles inherent within the aforementioned norms into account.

LEI 04.2	Describe how you notify clients and/or beneficiaries when changes are made to your screening criteria.
----------	--

The 20 factors that comprise our ESG Scorecard were established by the Investment Committee after carefully reviewing several norms and global market best practice. These criteria are relatively static, but are nevertheless reviewed annually to ensure consistency with global conditions and prevalent standards. Clients are notified automatically of any changes.

LEI 05	Mandatory	Public	Core Assessed	PRI 1
--------	-----------	--------	---------------	-------

LEI 05.1	Indicate which processes your organisation uses to ensure ESG screening is based on robust analysis.
----------	--

- Comprehensive ESG research is undertaken or sourced to determine companies' activities and products.
- Companies are given the opportunity by you or your research provider to review ESG research on them and correct inaccuracies.
- External research and data used to identify companies to be excluded/included is subject to internal audit by ESG/RI staff, the internal audit function or similar.
- Third-party ESG ratings are updated regularly to ensure that portfolio holdings comply with fund policies.
- Trading platforms blocking / restricting flagged securities on the black list.
- A committee, body or similar with representatives independent of the individuals who conduct company research reviews some or all screening decisions.
- A periodic review of internal research is carried out.
- Review and evaluation of external research providers.
- Other; specify
- None of the above

**LEI 05.2**

Indicate the proportion of your actively managed listed equity portfolio that is subject to comprehensive ESG research as part your ESG screening strategy.

- <10%
- 10-50%
- 51-90%
- >90%

**LEI 05.3**

Indicate how frequently third party ESG ratings are updated for screening purposes.

- Quarterly or more frequently
- Bi-Annually
- Annually
- Less frequently than annually

**LEI 05.4**




Indicate how frequently you review internal research that builds your ESG screens.

- Quarterly or more frequently
- Bi-Annually
- Annually
- Less frequently than annually

### (C) Implementation: Integration of ESG factors

**LEI 08****Mandatory****Public****Core Assessed****PRI 1****LEI 08.1**

Indicate the proportion of actively managed listed equity portfolios where E, S and G factors are systematically researched as part of your investment analysis.

ESG issues	Proportion impacted by analysis
Environmental	 <p>Environmental</p> <p> <input type="radio"/> &lt;10%  <input type="radio"/> 10-50%  <input type="radio"/> 51-90%  <input checked="" type="radio"/> &gt;90% </p>
Social	 <p>Social</p> <p> <input type="radio"/> &lt;10%  <input type="radio"/> 10-50%  <input type="radio"/> 51-90%  <input checked="" type="radio"/> &gt;90% </p>
Corporate Governance	 <p>Corporate Governance</p> <p> <input type="radio"/> &lt;10%  <input type="radio"/> 10-50%  <input type="radio"/> 51-90%  <input checked="" type="radio"/> &gt;90% </p>

LEI 09	Mandatory	Public	Core Assessed	PRI 1
--------	-----------	--------	---------------	-------

**LEI 09.1** Indicate which processes your organisation uses to ensure ESG integration is based on robust analysis.

- Comprehensive ESG research is undertaken or sourced to determine companies' activities and products
- Companies are given the opportunity by you or your research provider to review ESG research on them and correct inaccuracies
- Third-party ESG ratings are updated regularly
- A periodic review of the internal research is carried out
- Structured, regular ESG specific meetings between responsible investment staff and the fund manager or within the investments team
- ESG risk profile of a portfolio against benchmark
- Analysis of the impact of ESG factors on investment risk and return performance
- Other; specify
- None of the above

LEI 09.2

Indicate the proportion of your actively managed listed equity portfolio that is subject to comprehensive ESG research as part your integration strategy.

- <10%
- 10-50%
- 51-90%
- >90%

LEI 09.3

Indicate how frequently third party ESG ratings that inform your ESG integration strategy are updated.

- Quarterly or more frequently
- Bi-Annually
- Annually
- Less frequently than annually

LEI 09.4

Indicate how frequently you review internal research that builds your ESG integration strategy.

- Quarterly or more frequently
- Bi-Annually
- Annually
- Less frequently than annually

LEI 09.5

Describe how ESG information is held and used by your portfolio managers.

- ESG information is held within centralised databases or tools, and it is accessible by all relevant staff
- ESG information or analysis is a standard section or aspect of all company research notes or industry/sector analysis generated by investment staff
- Systematic records are kept that capture how ESG information and research were incorporated into investment decisions
- Other; specify
- None of the above

LEI 10

Mandatory to Report Voluntary to Disclose

Public

Core Assessed

PRI 1

**New selection options have been added to this indicator. Please review your prefilled responses carefully.**

LEI 10.1

Indicate which aspects of investment analysis you integrate material ESG information into.

- Economic analysis

Proportion of actively managed listed equity exposed to investment analysis

- <10%
- 10-50%
- 51-90%
- >90%

Industry analysis

Proportion of actively managed listed equity exposed to investment analysis

- <10%
- 10-50%
- 51-90%
- >90%

Quality of management

Proportion of actively managed listed equity exposed to investment analysis

- <10%
- 10-50%
- 51-90%
- >90%

Analysis of company strategy

Proportion of actively managed listed equity exposed to investment analysis

- <10%
- 10-50%
- 51-90%
- >90%

Portfolio weighting

Proportion of actively managed listed equity exposed to investment analysis

- <10%
- 10-50%
- 51-90%
- >90%

Security sensitivity and/or scenario analysis

Fair value/fundamental analysis

Proportion of actively managed listed equity exposed to investment analysis

- <10%
- 10-50%
- 51-90%
- >90%
- Other; specify

**LEI 10.2**

Indicate which methods are part of your process to integrate ESG information into fair value/fundamental analysis.

- Adjustments to forecasted company financials (sales, operating costs, earnings, cash flows)
- Adjustments to valuation-model variables (discount rates, terminal value, perpetuity growth rates)
- Valuation multiples
- Other adjustments; specify

**LEI 10.3**

Describe how you integrate ESG information into portfolio weighting.

The purpose of incorporating ESG principles into our research process is ultimately to reflect these principles in client portfolios. Portfolio managers utilize our ESG Scorecards in tandem with our Sustainability Scorecards to ensure that we invest in companies with long-term, sustainable business models, good governance structures and sound social and environmental policies.

**LEI 10.4**

Describe the methods you have used to adjust the income forecast/valuation tool.

Our research efforts focus on finding companies with long-term, sustainable business models. Thus, any company with low to medium ESG scores might be perceived as having short-term goals, which might ultimately impact long-term growth forecasts. This would change estimates for earnings growth and ROE.

# Mirae Asset Global Investments (HK)

## Reported Information

### Public version

#### Direct - Listed Equity Active Ownership

## PRI disclaimer

This document presents information reported directly by signatories. This information has not been audited by the PRI Secretariat or any other party acting on their behalf. While this information is believed to be reliable, no representations or warranties are made as to the accuracy of the information presented, and no responsibility or liability can be accepted for any error or omission.



## Overview

LEA 01

Mandatory

Public

Core Assessed

PRI 2

**New selection options have been added to this indicator. Please review your prefilled responses carefully.**

LEA 01.1

Indicate whether your organisation has an active ownership policy (includes engagement and/or voting).

Yes

LEA 01.2

Attach or provide a URL to your active ownership policy.

Attachment provided:

[File 1:Mirae Asset Policy on Responsible Investing.pdf](#)

URL provided:

LEA 01.3

Indicate what your active engagement policy covers:

General approach to Active Ownership

- Conflicts of interest
- Alignment with national stewardship code requirements
- Assets/funds covered by active ownership policy
- Expectations and objectives
- Engagement approach

Engagement

- ESG issues
- Prioritisation of engagement
- Methods of engagement
- Transparency of engagement activities
- Due diligence and monitoring process
- Insider information
- Escalation strategies
- Service Provider specific criteria
- Other; (specify)
- (Proxy) voting approach

## Voting

- ESG issues
  - Prioritisation and scope of voting activities
  - Methods of voting
  - Transparency of voting activities
  - Regional voting practice approaches
  - Filing or co-filing resolutions
  - Company dialogue pre/post-vote
  - Decision-making processes
  - Securities lending processes
  - Other; (specify)
  - Other
  - None of the above
- No

**LEA 01.4**

Do you outsource any of your active ownership activities to service providers?

- Yes
- No

## Engagement

**LEA 02**

**Mandatory**

**Public**

**Core Assessed**

**PRI 1,2,3**

**LEA 02.1**

Indicate the method of engagement, giving reasons for the interaction.

Type of engagement	Reason for interaction
Individual / Internal staff engagements	<input checked="" type="checkbox"/> To influence corporate practice (or identify the need to influence it) on ESG issues <input checked="" type="checkbox"/> To encourage improved/increased ESG disclosure <input type="checkbox"/> To gain an understanding of ESG strategy and/or management <input type="checkbox"/> We do not engage via internal staff
Collaborative engagements	<input type="checkbox"/> To influence corporate practice (or identify the need to influence it) on ESG issues <input type="checkbox"/> To encourage improved/increased ESG disclosure <input type="checkbox"/> To gain an understanding of ESG strategy and/or management <input checked="" type="checkbox"/> We do not engage via collaborative engagements
Service provider engagements	<input type="checkbox"/> To influence corporate practice (or identify the need to influence it) on ESG issues <input type="checkbox"/> To encourage improved/increased ESG disclosure <input type="checkbox"/> To gain an understanding of ESG strategy and/or management <input checked="" type="checkbox"/> We do not engage via service providers

LEA 03	Mandatory	Public	Core Assessed	PRI 2
--------	-----------	--------	---------------	-------

**New selection options have been added to this indicator. Please review your prefilled responses carefully.**

LEA 03.1	Indicate whether your organisation has a formal process for identifying and prioritising engagements.
----------	---

Yes

LEA 03.2	Indicate the criteria used to identify and prioritise engagements for each type of engagement.
----------	--

Type of engagement	Criteria used to identify/prioritise engagements																										
Individual / Internal staff engagements	<table border="1"> <thead> <tr> <th></th> <th>Individual / Internal staff engagements</th> </tr> </thead> <tbody> <tr> <td><input type="checkbox"/></td> <td>Geography/market of the companies</td> </tr> <tr> <td><input checked="" type="checkbox"/></td> <td>Materiality of the ESG factors</td> </tr> <tr> <td><input type="checkbox"/></td> <td>Exposure (size of holdings)</td> </tr> <tr> <td><input type="checkbox"/></td> <td>Responses to ESG impacts that have already occurred</td> </tr> <tr> <td><input type="checkbox"/></td> <td>Responses to divestment pressure</td> </tr> <tr> <td><input type="checkbox"/></td> <td>Consultation with clients/beneficiaries</td> </tr> <tr> <td><input type="checkbox"/></td> <td>Consultation with other stakeholders (e.g. NGOs, trade unions, etc.)</td> </tr> <tr> <td><input type="checkbox"/></td> <td>Follow-up from a voting decision</td> </tr> <tr> <td><input type="checkbox"/></td> <td>Client request</td> </tr> <tr> <td><input type="checkbox"/></td> <td>Breaches of international norms</td> </tr> <tr> <td><input type="checkbox"/></td> <td>Other; (specify)</td> </tr> <tr> <td><input type="checkbox"/></td> <td>We do not outline engagement criteria for our individual engagements</td> </tr> </tbody> </table>		Individual / Internal staff engagements	<input type="checkbox"/>	Geography/market of the companies	<input checked="" type="checkbox"/>	Materiality of the ESG factors	<input type="checkbox"/>	Exposure (size of holdings)	<input type="checkbox"/>	Responses to ESG impacts that have already occurred	<input type="checkbox"/>	Responses to divestment pressure	<input type="checkbox"/>	Consultation with clients/beneficiaries	<input type="checkbox"/>	Consultation with other stakeholders (e.g. NGOs, trade unions, etc.)	<input type="checkbox"/>	Follow-up from a voting decision	<input type="checkbox"/>	Client request	<input type="checkbox"/>	Breaches of international norms	<input type="checkbox"/>	Other; (specify)	<input type="checkbox"/>	We do not outline engagement criteria for our individual engagements
	Individual / Internal staff engagements																										
<input type="checkbox"/>	Geography/market of the companies																										
<input checked="" type="checkbox"/>	Materiality of the ESG factors																										
<input type="checkbox"/>	Exposure (size of holdings)																										
<input type="checkbox"/>	Responses to ESG impacts that have already occurred																										
<input type="checkbox"/>	Responses to divestment pressure																										
<input type="checkbox"/>	Consultation with clients/beneficiaries																										
<input type="checkbox"/>	Consultation with other stakeholders (e.g. NGOs, trade unions, etc.)																										
<input type="checkbox"/>	Follow-up from a voting decision																										
<input type="checkbox"/>	Client request																										
<input type="checkbox"/>	Breaches of international norms																										
<input type="checkbox"/>	Other; (specify)																										
<input type="checkbox"/>	We do not outline engagement criteria for our individual engagements																										

No

LEA 04	Mandatory	Public	Core Assessed	PRI 2
--------	-----------	--------	---------------	-------

**New selection options have been added to this indicator. Please review your prefilled responses carefully.**

LEA 04.1	Indicate whether you define specific objectives for your organisation's engagement activities.
----------	--

Individual / Internal staff engagements	<input type="radio"/> All engagement activities <input checked="" type="radio"/> Majority of engagement activities <input type="radio"/> Minority of engagement activities <input type="radio"/> We do not define specific objectives for engagement activities carried out by internal staff
---	--

LEA 05	Mandatory	Public	Core Assessed	PRI 2
--------	-----------	--------	---------------	-------

LEA 05.1	Indicate whether you monitor and/or review engagement outcomes.
----------	---

Individual / Internal staff engagements	<input type="radio"/> Yes, in all cases <input checked="" type="radio"/> Yes, in a majority of cases <input type="radio"/> Yes, in a minority of cases <input type="radio"/> We do not monitor, or review engagement outcomes when the engagement is carried out by our internal staff.
---	--

**LEA 05.2**

Indicate whether you do any of the following to monitor and/or review the progress of engagement activities.

Individual / Internal staff engagements	<input type="checkbox"/> Define timelines/milestones for your objectives <input type="checkbox"/> Track and/or monitor progress against defined objectives and/or KPIs <input checked="" type="checkbox"/> Track and/or monitor the progress of action taken when original objectives are not met <input type="checkbox"/> Revisit and, if necessary, revise objectives on a continuous basis <input type="checkbox"/> Other; specify
---	---

**LEA 06****Mandatory****Public****Additional Assessed****PRI 2,4****LEA 06.1**

Indicate whether your organisation has an escalation strategy when engagements are unsuccessful.

Yes

**LEA 06.2**

Indicate the escalation strategies used at your organisation following unsuccessful engagements.

- Collaborating with other investors
- Issuing a public statement
- Filing/submitting a shareholder resolution
- Voting against the re-election of the relevant directors
- Voting against the board of directors or the annual financial report
- Submitting nominations for election to the board
- Seeking legal remedy / litigation
- Reducing exposure (size of holdings)
- Divestment
- Other; specify

No

**LEA 07****Voluntary****Public****Additional Assessed****PRI 1,2****LEA 07.1**

Indicate whether insights gained from your organisation's engagements are shared with investment decision-makers.

Type of engagement	Insights shared
Individual / Internal staff engagements	<input checked="" type="radio"/> Yes, systematically <input type="radio"/> Yes, occasionally <input type="radio"/> No

**LEA 07.2** | Indicate the practices used to ensure that information and insights gained through engagements are shared with investment decision-makers.

- Involving investment decision-makers when developing an engagement programme
- Holding investment team meetings and/or presentations
- Using IT platforms/systems that enable data sharing
- Internal process that requires portfolio managers to re-balance holdings based on interaction and outcome levels
- Other; specify
- None

**LEA 07.3** | Indicate whether insights gained from your organisation's engagements are shared with your clients/beneficiaries.

Type of engagement	Insights shared
Individual/Internal staff engagements	<input type="radio"/> Yes, systematically <input checked="" type="radio"/> Yes, occasionally <input type="radio"/> No

**LEA 07.4** | Additional information. [Optional]

Analysts must update the ESG ratings for their respective companies and report their efforts to engage companies.

**LEA 08** | **Mandatory** | **Public** | **Gateway** | **PRI 2**

**LEA 08.1** | Indicate whether you track the number of your engagement activities.

Type of engagement	Tracking engagements
Individual/Internal staff engagements	<input checked="" type="radio"/> Yes, we track the number of our engagements in full <input type="radio"/> Yes, we partially track the number of our engagements <input type="radio"/> We do not track

**(Proxy) voting and shareholder resolutions**

**LEA 12** | **Mandatory** | **Public** | **Descriptive** | **PRI 2**

**LEA 12.1** | Indicate how you typically make your (proxy) voting decisions.

**Approach**

- We use our own research or voting team and make voting decisions without the use of service providers.

Based on
----------

- Our own voting policy
- Our clients` requests or policies
- Other (explain)

- We hire service providers who make voting recommendations and/or provide research that we use to guide our voting decisions.
- We hire service providers who make voting decisions on our behalf, except in some pre-defined scenarios where we review and make voting decisions.
- We hire service providers who make voting decisions on our behalf.

<b>LEA 12.2</b>	Provide an overview of how you ensure that your agreed-upon voting policy is adhered to, giving details of your approach when exceptions to the policy are made.
-----------------	--

We are investors who wholly accept our fiduciary duties and actively engage managements and boards of the companies we invest in on behalf of our clients. While we tend to support the management teams of invested companies, shareholder return is our ultimate goal and the onus is on us to ensure that our clients are well-represented when there are differences in expectations. In such instances, we will review what the best outcome would be for our investors - engagement in hopes of improving shareholder value or outright liquidation of our shares in that company.

<b>LEA 15</b>	<b>Mandatory</b>	<b>Public</b>	<b>Descriptive</b>	<b>PRI 2</b>
---------------	------------------	---------------	--------------------	--------------

<b>LEA 15.1</b>	Indicate the proportion of votes participated in within the reporting year in which where you or the service providers acting on your behalf raised concerns with companies ahead of voting.
-----------------	--

- 100%
- 99-75%
- 74-50%
- 49-25%
- 24-1%
- Neither we nor our service provider(s) raise concerns with companies ahead of voting

<b>LEA 16</b>	<b>Mandatory</b>	<b>Public</b>	<b>Core Assessed</b>	<b>PRI 2</b>
---------------	------------------	---------------	----------------------	--------------

<b>LEA 16.1</b>	Indicate the proportion of votes where you, and/or the service provider(s) acting on your behalf, communicated the rationale to companies for abstaining or voting against management recommendations. Indicate this as a percentage out of all eligible votes.
-----------------	---

- 100%
- 99-75%
- 74-50%
- 49-25%
- 24-1%
- We do not communicate the rationale to companies
- Not applicable because we and/or our service providers did not abstain or vote against management recommendations

LEA 17	Mandatory	Public	Core Assessed	PRI 2
--------	-----------	--------	---------------	-------

**LEA 17.1** For listed equities in which you or your service provider have the mandate to issue (proxy) voting instructions, indicate the percentage of votes cast during the reporting year.

We do track or collect this information

Votes cast (to the nearest 1%)

%

100

Specify the basis on which this percentage is calculated

- Of the total number of ballot items on which you could have issued instructions
- Of the total number of company meetings at which you could have voted
- Of the total value of your listed equity holdings on which you could have voted




We do not track or collect this information

LEA 18	Voluntary	Public	Additional Assessed	PRI 2
--------	-----------	--------	---------------------	-------

**LEA 18.1** Indicate whether you track the voting instructions that you or your service provider on your behalf have issued.

Yes, we track this information

**LEA 18.2** Of the voting instructions that you and/or third parties on your behalf have issued, indicate the proportion of ballot items that were:

Voting instructions	Breakdown as percentage of votes cast
For (supporting) management recommendations	 <p>99</p>
Against (opposing) management recommendations	 <p>0</p>
Abstentions	 <p>1</p>

100%

No, we do not track this information



LEA 19	Mandatory	Public	Core Assessed	PRI 2
--------	-----------	--------	---------------	-------

**LEA 19.1** Indicate whether your organisation has a formal escalation strategy following unsuccessful voting.

- Yes
- No

# Mirae Asset Global Investments (HK)

## Reported Information

### Public version

### Confidence building measures

## PRI disclaimer

This document presents information reported directly by signatories. This information has not been audited by the PRI Secretariat or any other party acting on their behalf. While this information is believed to be reliable, no representations or warranties are made as to the accuracy of the information presented, and no responsibility or liability can be accepted for any error or omission.

## Confidence building measures

CM1 01	Mandatory	Public	Additional Assessed	General
--------	-----------	--------	---------------------	---------

**CM1 01.1** Indicate whether the reported information you have provided for your PRI Transparency Report this year has undergone:

- Third party assurance over selected responses from this year's PRI Transparency Report
- Third party assurance over data points from other sources that have subsequently been used in your PRI responses this year
- Third party assurance or audit of the correct implementation of RI processes (that have been reported to the PRI this year)
- Internal audit of the correct implementation of RI processes and/or accuracy of RI data (that have been reported to the PRI this year)
- Internal verification of responses before submission to the PRI (e.g. by the CEO or the board)
  - Whole PRI Transparency Report has been internally verified
  - Selected data has been internally verified
- Other, specify
- None of the above

CM1 02	Mandatory	Public	Descriptive	General
--------	-----------	--------	-------------	---------

**CM1 02.1** We undertook third party assurance on last year's PRI Transparency Report

- Whole PRI Transparency Report was assured last year
- Selected data was assured in last year's PRI Transparency Report
- We did not assure last year's PRI Transparency report
- None of the above, we were in our preparation year and did not report last year.

CM1 03	Mandatory	Public	Descriptive	General
--------	-----------	--------	-------------	---------

**CM1 03.1** We undertake confidence building measures that are unspecific to the data contained in our PRI Transparency Report:

- We adhere to an RI certification or labelling scheme
- We carry out independent/third party assurance over a whole public report (such as a sustainability report) extracts of which are included in this year's PRI Transparency Report
- ESG audit of holdings
- Other, specify
- None of the above

CM1 04	Mandatory	Public	Descriptive	General
--------	-----------	--------	-------------	---------

**CM1 04.1** Do you plan to conduct third party assurance of this year's PRI Transparency report?

- Whole PRI Transparency Report will be assured
- Selected data will be assured
- We do not plan to assure this year's PRI Transparency report

**CM1 07**

**Mandatory**

**Public**

**Descriptive**

**General**

**CM1 07.1** Indicate who has reviewed/verified internally the whole - or selected data of the - PRI Transparency Report . and if this applies to selected data please specify what data was reviewed

**Who has conducted the verification**

- CEO or other Chief-Level staff

Sign-off or review of responses

- Sign-off
- Review of responses
- The Board
- Investment Committee

Sign-off or review of responses

- Sign-off
- Review of responses
- Compliance Function
- RI/ESG Team
- Investment Teams
- Legal Department
- Other (specify)