



LEA 02	Disclosures: Mandatory	Reason for Interaction	Principle: PRI 1, 2, 3
Individual/ internal staff engagements	<input checked="" type="checkbox"/> To support investment decisionmaking in a company's material ESG issues <input checked="" type="checkbox"/> To influence corporate practice or identify the need for additional or enhanced information <input type="checkbox"/> To engage internal ESG decision-makers <input type="checkbox"/> Other: specify _____ <input type="checkbox"/> We do not engage via internal staff		
Collaborative engagements	<input type="checkbox"/> To support investment decisionmaking in a company's material ESG issues <input type="checkbox"/> To influence corporate practice or identify the need for additional or enhanced information <input type="checkbox"/> Other: specify _____ <input type="checkbox"/> We do not engage via collaborative engagements		
Service provider engagements	<input type="checkbox"/> To support investment decisionmaking in a company's material ESG issues <input type="checkbox"/> To influence corporate practice or identify the need for additional or enhanced information <input type="checkbox"/> Other: specify _____ <input type="checkbox"/> We do not engage via service providers		

# RI TRANSPARENCY REPORT

## 2019

DuPont Capital Management

## About this report

The PRI Reporting Framework is a key step in the journey towards building a common language and industry standard for reporting responsible investment (RI) activities. This RI Transparency Report is one of the key outputs of this Framework. Its primary objective is to enable signatory transparency on RI activities and facilitate dialogue between investors and their clients, beneficiaries and other stakeholders. A copy of this report will be publicly disclosed for all reporting signatories on the [PRI website](#), ensuring accountability of the PRI Initiative and its signatories.

This report is an export of the individual Signatory organisation's response to the PRI during the 2019 reporting cycle. It includes their responses to mandatory indicators, as well as responses to voluntary indicators the signatory has agreed to make public. The information is presented exactly as it was reported. Where an indicator offers a response option that is multiple-choice, all options that were available to the signatory to select are presented in this report. Presenting the information exactly as reported is a result of signatory feedback which suggested the PRI not summarise the information. As a result, the reports can be extensive. However, to help easily locate information, there is a **Principles index** which highlights where the information can be found and summarises the indicators that signatories complete and disclose.

## Understanding the Principles Index

The Principles Index summarises the response status for the individual indicators and modules and shows how these relate to the six [Principles for Responsible Investment](#). It can be used by stakeholders as an 'at-a-glance' summary of reported information and to identify particular themes or areas of interest.

Indicators can refer to one or more Principles. Some indicators are not specific to any Principle. These are highlighted in the 'General' column. When multiple Principles are covered across numerous indicators, in order to avoid repetition, only the main Principle covered is highlighted.

All indicators within a module are presented below. The status of indicators is shown with the following symbols:

Symbol	Status
✓	The signatory has completed all mandatory parts of this indicator
☑	The signatory has completed some parts of this indicator
🔒	This indicator was not relevant for this signatory
-	The signatory did not complete any part of this indicator
Ⓜ	The signatory has flagged this indicator for internal review

Within the table, indicators marked in blue are mandatory to complete. Indicators marked in grey are voluntary to complete.

# Principles Index

Organisational Overview				Principle						General
Indicator	Short description	Status	Disclosure	1	2	3	4	5	6	
OO TG		-	n/a							
OO 01	Signatory category and services	✓	Public							✓
OO 02	Headquarters and operational countries	✓	Public							✓
OO 03	Subsidiaries that are separate PRI signatories	✓	Public							✓
OO 04	Reporting year and AUM	✓	Public							✓
OO 05	Breakdown of AUM by asset class	✓	Asset mix disclosed in OO 06							✓
OO 06	How would you like to disclose your asset class mix	✓	Public							✓
OO 07	Fixed income AUM breakdown	✓	Private							✓
OO 08	Segregated mandates or pooled funds	✓	Private							✓
OO 09	Breakdown of AUM by market	✓	Public							✓
OO 10	Active ownership practices for listed assets	✓	Public							✓
OO 11	ESG incorporation practices for all assets	✓	Public							✓
OO 12	Modules and sections required to complete	✓	Public							✓
OO LE 01	Breakdown of listed equity investments by passive and active strategies	✓	Public							✓
OO LE 02	Reporting on strategies that are <10% of actively managed listed equities	🔒	n/a							✓
OO FI 01	Breakdown of fixed income investments by passive and active strategies	✓	Public							✓
OO FI 02	Reporting on strategies that are <10% of actively managed fixed income	🔒	n/a							✓
OO FI 03	Fixed income breakdown by market and credit quality	✓	Public							✓
OO SAM 01	Breakdown of externally managed investments by passive and active strategies	🔒	n/a							✓
OO PE 01	Breakdown of private equity investments by strategy	✓	Public							✓
OO PE 02	Typical level of ownership in private equity investments	✓	Private							✓
OO PR 01	Breakdown of property investments	✓	Private							✓
OO PR 02	Breakdown of property assets by management	✓	Private							✓
OO PR 03	Largest property types	✓	Private							✓
OO INF 01	Breakdown of infrastructure investments	🔒	n/a							✓
OO INF 02	Breakdown of infrastructure assets by management	🔒	n/a							✓
OO INF 03	Largest infrastructure sectors	🔒	n/a							✓
OO HF 01	Breakdown of hedge funds investments by strategies	🔒	n/a							✓
OO End	Module confirmation page	✓	-							

CCStrategy and Governance				Principle						General
Indicator	Short description	Status	Disclosure	1	2	3	4	5	6	
SG 01	RI policy and coverage	✓	Public							✓
SG 01 CC	Climate risk	🔒	n/a							✓
SG 02	Publicly available RI policy or guidance documents	✓	Public						✓	
SG 03	Conflicts of interest	✓	Public							✓
SG 04	Identifying incidents occurring within portfolios	✓	Private							✓
SG 05	RI goals and objectives	✓	Public							✓
SG 06	Main goals/objectives this year	✓	Private							✓
SG 07	RI roles and responsibilities	✓	Public							✓
SG 07 CC	Climate-issues roles and responsibilities	🔒	n/a							✓
SG 08	RI in performance management, reward and/or personal development	✓	Private							✓
SG 09	Collaborative organisations / initiatives	✓	Public				✓	✓		
SG 09.2	Assets managed by PRI signatories	🔒	n/a	✓						
SG 10	Promoting RI independently	✓	Public				✓			
SG 11	Dialogue with public policy makers or standard setters	✓	Private				✓	✓	✓	
SG 12	Role of investment consultants/fiduciary managers	✓	Public				✓			
SG 13	ESG issues in strategic asset allocation	✓	Public	✓						
SG 13 CC		🔒	n/a							✓
SG 14	Long term investment risks and opportunity	✓	Private	✓						
SG 14 CC		🔒	n/a							✓
SG 15	Allocation of assets to environmental and social themed areas	✓	Private	✓						
SG 16	ESG issues for internally managed assets not reported in framework	🔒	n/a							✓
SG 17	ESG issues for externally managed assets not reported in framework	🔒	n/a							✓
SG 18	Innovative features of approach to RI	✓	Private							✓
SG 19	Communication	✓	Public		✓				✓	
SG End	Module confirmation page	✓	-							

Direct - Listed Equity Incorporation				Principle						General
Indicator	Short description	Status	Disclosure	1	2	3	4	5	6	
LEI 01	Percentage of each incorporation strategy	✓	Public	✓						
LEI 02	Type of ESG information used in investment decision	✓	Private	✓						
LEI 03	Information from engagement and/or voting used in investment decision-making	✓	Private	✓						
LEI 04	Types of screening applied	🔒	n/a	✓						
LEI 05	Processes to ensure screening is based on robust analysis	🔒	n/a	✓						
LEI 06	Processes to ensure fund criteria are not breached	🔒	n/a	✓						
LEI 07	Types of sustainability thematic funds/mandates	🔒	n/a	✓						
LEI 08	Review ESG issues while researching companies/sectors	✓	Public	✓						
LEI 09	Processes to ensure integration is based on robust analysis	✓	Public	✓						
LEI 10	Aspects of analysis ESG information is integrated into	✓	Private	✓						
LEI 11	ESG issues in index construction	🔒	n/a	✓						
LEI 12	How ESG incorporation has influenced portfolio composition	✓	Private	✓						
LEI 13	Examples of ESG issues that affected your investment view / performance	✓	Private	✓						
LEI End	Module confirmation page	✓	-							

Direct - Listed Equity Active Ownership				Principle						General
Indicator	Short description	Status	Disclosure	1	2	3	4	5	6	
LEA 01	Description of approach to engagement	✓	Public		✓					
LEA 02	Reasoning for interaction on ESG issues	🔒	n/a	✓	✓	✓				
LEA 03	Process for identifying and prioritising engagement activities	🔒	n/a		✓					
LEA 04	Objectives for engagement activities	🔒	n/a		✓					
LEA 05	Process for identifying and prioritising collaborative engagement	🔒	n/a		✓					
LEA 06	Role in engagement process	🔒	n/a		✓		✓			
LEA 07	Share insights from engagements with internal/external managers	🔒	n/a	✓	✓					
LEA 08	Tracking number of engagements	🔒	n/a		✓					
LEA 09	Number of companies engaged with, intensity of engagement and effort	🔒	n/a		✓					
LEA 10	Engagement methods	🔒	n/a		✓					
LEA 11	Examples of ESG engagements	🔒	n/a		✓					
LEA 12	Typical approach to (proxy) voting decisions	✓	Public		✓					
LEA 13	Percentage of voting recommendations reviewed	✓	Public		✓					
LEA 14	Securities lending programme	✓	Private		✓					
LEA 15	Informing companies of the rationale of abstaining/voting against management	✓	Public		✓					
LEA 16	Informing companies of the rationale of abstaining/voting against management	✓	Public		✓					
LEA 17	Percentage of (proxy) votes cast	✓	Public		✓					
LEA 18	Proportion of ballot items that were for/against/abstentions	✓	Public		✓					
LEA 19	Proportion of ballot items that were for/against/abstentions	✓	Public		✓					
LEA 20	Shareholder resolutions	✓	Private		✓					
LEA 21	Examples of (proxy) voting activities	-	n/a		✓					
LEA End	Module confirmation page	✓	-							

Confidence building measures				Principle						General
Indicator	Short description	Status	Disclosure	1	2	3	4	5	6	
CM1 01	Assurance, verification, or review	✓	Public							✓
CM1 02	Assurance of last year's PRI data	✓	Public							✓
CM1 03	Other confidence building measures	✓	Public							✓
CM1 04	Assurance of this year's PRI data	✓	Public							✓
CM1 05	External assurance	🔒	n/a							✓
CM1 06	Assurance or internal audit	🔒	n/a							✓
CM1 07	Internal verification	🔒	n/a							✓
CM1 01 End	Module confirmation page	✓	-							

# DuPont Capital Management

## Reported Information

## Public version

## Organisational Overview

## PRI disclaimer

This document presents information reported directly by signatories. This information has not been audited by the PRI Secretariat or any other party acting on their behalf. While this information is believed to be reliable, no representations or warranties are made as to the accuracy of the information presented, and no responsibility or liability can be accepted for any error or omission.



## Basic information

OO 01

Mandatory

Public

Gateway/Peering

General

OO 01.1

Select the services and funds you offer

Select the services and funds you offer	% of asset under management (AUM) in ranges
Fund management	<input type="radio"/> 0% <input type="radio"/> <10% <input type="radio"/> 10-50% <input checked="" type="radio"/> >50%
Fund of funds, manager of managers, sub-advised products	<input checked="" type="radio"/> 0% <input type="radio"/> <10% <input type="radio"/> 10-50% <input type="radio"/> >50%
Other	<input checked="" type="radio"/> 0% <input type="radio"/> <10% <input type="radio"/> 10-50% <input type="radio"/> >50%
Total 100%	

Further options (may be selected in addition to the above)

- Hedge funds
- Fund of hedge funds

OO 02

Mandatory

Public

Peering

General

OO 02.1

Select the location of your organisation's headquarters.

United States

OO 02.2

Indicate the number of countries in which you have offices (including your headquarters).

- 1
- 2-5
- 6-10
- >10

**OO 02.3** Indicate the approximate number of staff in your organisation in full-time equivalents (FTE).

FTE

125

**OO 03**

**Mandatory**

**Public**

**Descriptive**

**General**

**OO 03.1** Indicate whether you have subsidiaries within your organisation that are also PRI signatories in their own right.

Yes

No

**OO 04**

**Mandatory**

**Public**

**Gateway/Peering**

**General**

**OO 04.1** Indicate the year end date for your reporting year.

31/12/2018

**OO 04.2** Indicate your total AUM at the end of your reporting year.

Include the AUM of subsidiaries, but exclude advisory/execution only assets, and exclude the assets of your PRI signatory subsidiaries that you have chosen not to report on in OO 03.2

	trillions	billions	millions	thousands	hundreds
Total AUM		4	943	781	000
Currency	USD				
Assets in USD		4	943	781	000

Not applicable as we are in the fund-raising process

**OO 04.4** Indicate the total assets at the end of your reporting year subject to an execution and/or advisory approach.

	trillions	billions	millions	thousands	hundreds
Total AUM		4	943	781	000
Currency	USD				
Assets in USD		4	943	781	000

Not applicable as we do not have any assets under execution and/or advisory approach

OO 04.5

Additional information. [Optional]

The amount above represents the **total equity assets of Dupont Pension Fund**, which is internally managed by Dupont Capital Management (DCM). DCM's **Global Equities group is a PRI signatory, not Dupont Capital Management in its entirety.**

OO 06

Mandatory

Public

Descriptive

General

OO 06.1

Select how you would like to disclose your asset class mix.

- as percentage breakdown  
 as broad ranges

	Internally managed (%)	Externally managed (%)
Listed equity	10-50%	0
Fixed income	10-50%	0
Private equity	<10%	0
Property	<10%	0
Infrastructure	0	0
Commodities	0	0
Hedge funds	0	0
Fund of hedge funds	0	<10%
Forestry	0	0
Farmland	0	0
Inclusive finance	0	0
Cash	0	0
Money market instruments	0	0
Other (1), specify	<10%	0
Other (2), specify	0	0

'Other (1)' specified

DowDuPont common stock

**OO 06.2** Publish asset class mix as per attached image [Optional].

**OO 06.3** Indicate whether your organisation has any off-balance sheet assets [Optional].

- Yes
- No

**OO 06.5** Indicate whether your organisation uses fiduciary managers.

- Yes, we use a fiduciary manager and our response to OO 5.1 is reflective of their management of our assets.
- No, we do not use fiduciary managers.

<b>OO 09</b>	<b>Mandatory</b>	<b>Public</b>	<b>Peering</b>	<b>General</b>
--------------	------------------	---------------	----------------	----------------

**OO 09.1** Indicate the breakdown of your organisation's AUM by market.

	Developed Markets
--	-------------------

97.11

	Emerging Markets
--	------------------

2.89

	Frontier Markets
--	------------------

0

	Other Markets
--	---------------

0

	Total 100%
--	------------

100%

**OO 09.2** Additional information. [Optional]

The breakdown above represents AUM of **DCM's Global Equities group, the PRI signatory.**

## Asset class implementation gateway indicators

**OO 10.1** | Select the active ownership activities your organisation implemented in the reporting year.

Listed equity – engagement

- We engage with companies on ESG factors via our staff, collaborations or service providers.
- We do not engage directly and do not require external managers to engage with companies on ESG factors.

**OO 10.2** | Indicate why you do not engage and do not require external managers to engage.

We are still developing our internal process and have not executed a formal engagement process.

Listed equity – voting

- We cast our (proxy) votes directly or via dedicated voting providers
- We do not cast our (proxy) votes directly and do not require external managers to vote on our behalf

Fixed income SSA – engagement

- We engage with SSA bond issuers on ESG factors via our staff, collaborations or service providers.
- We do not engage directly and do not require external managers to engage with SSA bond issuers on ESG factors. Please explain why you do not.

Please explain why you do not engage directly and do not require external managers to engage with companies on ESG factors.

DuPont Capital Management’s Fixed Income group is not a signatory

Fixed income Corporate (financial) – engagement

- We engage with companies on ESG factors via our staff, collaborations or service providers.
- We do not engage directly and do not require external managers to engage with companies on ESG factors. Please explain why you do not.

Please explain why you do not engage directly and do not require external managers to engage with companies on ESG factors.

DuPont Capital Management’s Fixed Income group is not a signatory

Fixed income Corporate (non-financial) – engagement

- We engage with companies on ESG factors via our staff, collaborations or service providers.
- We do not engage directly and do not require external managers to engage with companies on ESG factors. Please explain why you do not.

Please explain why you do not engage directly and do not require external managers to engage with companies on ESG factors.

DuPont Capital Management’s Fixed Income group is not a signatory

Fixed income Corporate (securitised) – engagement

- We engage with companies on ESG factors via our staff, collaborations or service providers.
- We do not engage directly and do not require external managers to engage with companies on ESG factors. Please explain why you do not.

Please explain why you do not engage directly and do not require external managers to engage with companies on ESG factors.

DuPont Capital Management's Fixed Income group is not a signatory

OO 11	Mandatory	Public	Gateway	General
-------	-----------	--------	---------	---------

OO 11.1

Select the internally managed asset classes in which you addressed ESG incorporation into your investment decisions and/or your active ownership practices (during the reporting year).

Listed equity

- We address ESG incorporation.
- We do not do ESG incorporation.

Fixed income - SSA

- We address ESG incorporation.
- We do not do ESG incorporation.

Fixed income - corporate (financial)

- We address ESG incorporation.
- We do not do ESG incorporation.

Fixed income - corporate (non-financial)

- We address ESG incorporation.
- We do not do ESG incorporation.

Fixed income - securitised

- We address ESG incorporation.
- We do not do ESG incorporation.

Private equity

- We address ESG incorporation.
- We do not do ESG incorporation.

Property

- We address ESG incorporation.
- We do not do ESG incorporation.

Other (1)

- We address ESG incorporation.
- We do not do ESG incorporation.

'Other (1)' [as defined in OO 05]

DowDuPont common stock

**OO 11.2** Select the externally managed assets classes in which you and/or your investment consultants address ESG incorporation in your external manager selection, appointment and/or monitoring processes.

Asset class	ESG incorporation addressed in your external manager selection, appointment and/or monitoring processes
Fund of hedge funds	<div style="background-color: #0070C0; color: white; padding: 5px;">Fund of hedge funds - ESG incorporation addressed in your external manager selection, appointment and/or monitoring processes</div> <ul style="list-style-type: none"> <li><input type="checkbox"/> We incorporate ESG into our external manager selection process</li> <li><input type="checkbox"/> We incorporate ESG into our external manager appointment process</li> <li><input type="checkbox"/> We incorporate ESG into our external manager monitoring process</li> <li><input checked="" type="checkbox"/> We do not do ESG incorporation</li> </ul>

**OO 11.3b** If your organisation does not integrate ESG factors into investment decisions on your externally managed assets, explain why not.

DuPont Capital Management's FoF Hedge Funds group is not a signatory.

<b>OO 12</b>	<b>Mandatory</b>	<b>Public</b>	<b>Gateway</b>	<b>General</b>
--------------	------------------	---------------	----------------	----------------

**OO 12.1** Below are all applicable modules or sections you may report on. Those which are mandatory to report (asset classes representing 10% or more of your AUM) are already ticked and read-only. Those which are voluntary to report on can be opted into by ticking the box.

Core modules

- Organisational Overview
- Strategy and Governance

RI implementation directly or via service providers

Direct - Listed Equity incorporation

Listed Equity incorporation

Direct - Listed Equity active ownership

(Proxy) voting

RI implementation via external managers

Closing module

Closing module

### Peering questions

OO LE 01	Mandatory	Public	Gateway	General
----------	-----------	--------	---------	---------

OO LE 01.1	Provide a breakdown of your internally managed listed equities by passive, active - quantitative (quant), active - fundamental and active - other strategies.			
------------	---	--	--	--

Update: this indicator has changed from "*Mandatory to report, voluntary to disclose*" to "*Mandatory*". **Your response to this indicator will be published in the Public Transparency Report.** This change is to enable improved analysis and peering.

#### Percentage of internally managed listed equities



Strategies	Percentage of internally managed listed equities
Passive	<input type="radio"/> >50% <input type="radio"/> 10-50% <input type="radio"/> <10% <input checked="" type="radio"/> 0%
Active - quantitative (quant)	<input type="radio"/> >50% <input checked="" type="radio"/> 10-50% <input type="radio"/> <10% <input type="radio"/> 0%
Active - fundamental and active - other	<input checked="" type="radio"/> >50% <input type="radio"/> 10-50% <input type="radio"/> <10% <input type="radio"/> 0%
Total 100%	

OO LE 01.2	Additional information. [Optional]
---------------	------------------------------------

The percentages above are based on **AUM of DCM's Global Equities group** only.

OO FI 01	Mandatory	Public	Gateway	General
----------	-----------	--------	---------	---------

Update: this indicator has changed from "*Mandatory to report, voluntary to disclose*" to "*Mandatory*". **Your response to this indicator will be published in the Public Transparency Report.** This change is to enable improved analysis and peering.

OO FI 01.1	Provide a breakdown of your internally managed fixed income securities by active and passive strategies
------------	---

Type	Passive	Active - quantitative	Active - fundamental & others	Total internally managed fixed income security
SSA	<input type="radio"/> >50% <input type="radio"/> 10-50% <input type="radio"/> <10% <input checked="" type="radio"/> 0%	<input type="radio"/> >50% <input type="radio"/> 10-50% <input type="radio"/> <10% <input checked="" type="radio"/> 0%	<input checked="" type="radio"/> >50% <input type="radio"/> 10-50% <input type="radio"/> <10% <input type="radio"/> 0%	<b>100%</b>
Corporate (financial)	<input type="radio"/> >50% <input type="radio"/> 10-50% <input type="radio"/> <10% <input checked="" type="radio"/> 0%	<input type="radio"/> >50% <input type="radio"/> 10-50% <input type="radio"/> <10% <input checked="" type="radio"/> 0%	<input checked="" type="radio"/> >50% <input type="radio"/> 10-50% <input type="radio"/> <10% <input type="radio"/> 0%	<b>100%</b>
Corporate (non-financial)	<input type="radio"/> >50% <input type="radio"/> 10-50% <input type="radio"/> <10% <input checked="" type="radio"/> 0%	<input type="radio"/> >50% <input type="radio"/> 10-50% <input type="radio"/> <10% <input checked="" type="radio"/> 0%	<input checked="" type="radio"/> >50% <input type="radio"/> 10-50% <input type="radio"/> <10% <input type="radio"/> 0%	<b>100%</b>
Securitised	<input type="radio"/> >50% <input type="radio"/> 10-50% <input type="radio"/> <10% <input checked="" type="radio"/> 0%	<input type="radio"/> >50% <input type="radio"/> 10-50% <input type="radio"/> <10% <input checked="" type="radio"/> 0%	<input checked="" type="radio"/> >50% <input type="radio"/> 10-50% <input type="radio"/> <10% <input type="radio"/> 0%	<b>100%</b>

OO FI 03	Mandatory	Public	Descriptive	General
----------	-----------	--------	-------------	---------

Update: this indicator has changed from "Mandatory to report, voluntary to disclose" to "Mandatory". **Your response to this indicator will be published in the Public Transparency Report.** This change is to enable improved analysis and peering.

OO FI 03.1	Indicate the approximate (+/- 5%) breakdown of your SSA investments, by developed markets and emerging markets.
------------	---

SSA	Developed markets	93
	Emerging markets	7
	Total	100%

**OO FI 03.2**

Indicate the approximate (+/- 5%) breakdown of your corporate and securitised investments by investment grade or high-yield securities.

Type	Investment grade (+/- 5%)	High-yield (+/- 5%)	Total internally managed
Corporate (financial)	<input checked="" type="radio"/> >50% <input type="radio"/> 10-50% <input type="radio"/> <10% <input type="radio"/> 0%	<input type="radio"/> >50% <input type="radio"/> 10-50% <input checked="" type="radio"/> <10% <input type="radio"/> 0%	<b>100%</b>
Corporate (non-financial)	<input checked="" type="radio"/> >50% <input type="radio"/> 10-50% <input type="radio"/> <10% <input type="radio"/> 0%	<input type="radio"/> >50% <input type="radio"/> 10-50% <input checked="" type="radio"/> <10% <input type="radio"/> 0%	<b>100%</b>
Securitised	<input checked="" type="radio"/> >50% <input type="radio"/> 10-50% <input type="radio"/> <10% <input type="radio"/> 0%	<input type="radio"/> >50% <input type="radio"/> 10-50% <input checked="" type="radio"/> <10% <input type="radio"/> 0%	<b>100%</b>

If you are invested in private debt and reporting on ratings is not relevant for you, please indicate below

OO FI 03.2 is not applicable as our internally managed fixed income assets are invested only in private debt.

**OO PE 01**

**Mandatory**

**Public**

**Descriptive**

**General**

**OO PE 01.1**

Provide a breakdown of your organisation's internally managed private equity investments by investment strategy.

Investment strategy	Percentage of your internally managed private equity holdings (in terms of AUM)
Venture capital	<input type="radio"/> >50% <input checked="" type="radio"/> 10-50% <input type="radio"/> <10% <input type="radio"/> 0%
Growth capital	<input type="radio"/> >50% <input type="radio"/> 10-50% <input type="radio"/> <10% <input checked="" type="radio"/> 0%
(Leveraged) buy-out	<input checked="" type="radio"/> >50% <input type="radio"/> 10-50% <input type="radio"/> <10% <input type="radio"/> 0%
Distressed/Turnaround/Special Situations	<input type="radio"/> >50% <input type="radio"/> 10-50% <input type="radio"/> <10% <input checked="" type="radio"/> 0%
Secondaries	<input type="radio"/> >50% <input type="radio"/> 10-50% <input type="radio"/> <10% <input checked="" type="radio"/> 0%
Other investment strategy, specify (1)	<input type="radio"/> >50% <input checked="" type="radio"/> 10-50% <input type="radio"/> <10% <input type="radio"/> 0%
Other investment strategy, specify (2)	<input type="radio"/> >50% <input type="radio"/> 10-50% <input type="radio"/> <10% <input checked="" type="radio"/> 0%
Total 100%	

Other investment strategy, specify (1)

Credit products

# DuPont Capital Management

## Reported Information

## Public version

## Strategy and Governance

## PRI disclaimer

This document presents information reported directly by signatories. This information has not been audited by the PRI Secretariat or any other party acting on their behalf. While this information is believed to be reliable, no representations or warranties are made as to the accuracy of the information presented, and no responsibility or liability can be accepted for any error or omission.

## Investment policy

SG 01

Mandatory

Public

Core Assessed

General

**New selection options have been added to this indicator. Please review your prefilled responses carefully.**

**SG 01.1**

Indicate if you have an investment policy that covers your responsible investment approach.

Yes

**SG 01.2**

Indicate the components/types and coverage of your policy.

Select all that apply

Policy components/types	Coverage by AUM
<input checked="" type="checkbox"/> Policy setting out your overall approach <input checked="" type="checkbox"/> Formalised guidelines on environmental factors <input checked="" type="checkbox"/> Formalised guidelines on social factors <input checked="" type="checkbox"/> Formalised guidelines on corporate governance factors <input type="checkbox"/> Fiduciary (or equivalent) duties <input type="checkbox"/> Asset class-specific RI guidelines <input type="checkbox"/> Sector specific RI guidelines <input type="checkbox"/> Screening / exclusions policy <input type="checkbox"/> Engagement policy <input type="checkbox"/> (Proxy) voting policy <input type="checkbox"/> Other, specify (1) <input type="checkbox"/> Other, specify(2)	<input type="radio"/> Applicable policies cover all AUM <input type="radio"/> Applicable policies cover a majority of AUM <input checked="" type="radio"/> Applicable policies cover a minority of AUM

**SG 01.3**

Indicate if the investment policy covers any of the following

- Your organisation's definition of ESG and/or responsible investment and it's relation to investments
- Your investment objectives that take ESG factors/real economy influence into account
- Time horizon of your investment
- Governance structure of organisational ESG responsibilities
- ESG incorporation approaches
- Active ownership approaches
- Reporting
- Climate change
- Understanding and incorporating client / beneficiary sustainability preferences
- Other RI considerations, specify (1)
- Other RI considerations, specify (2)

**SG 01.4**

Describe your organisation's investment principles and overall investment strategy, interpretation of fiduciary (or equivalent) duties, and how they consider ESG factors and real economy impact.

Our valuation model is the core of our investment process.

- We maintain a long-term investment horizon in order to benefit from valuation anomalies
- We combine systematic valuation models with in-depth fundamental research to identify what we believe are the most attractively valued securities
- We evaluate risk through both top down and bottom up analysis
- Our risk-controlled portfolio construction process is designed to avoid uncompensated risk at the company, sector, region, and country level

Our investment process is designed to identify companies trading at a substantial discount to their normalized earnings power.

**SG 01.5**

Provide a brief description of the key elements, any variations or exceptions to your investment policy that covers your responsible investment approach. [Optional]

ESG approach has been incorporated within our in-depth fundamental research, at the risk evaluate stage (both top and bottom), and during our portfolio construction process. We are mindful that ESG factors will influence our view of a stock's perceived discount and/or its normalized earnings power.

No

I confirm I have read and understood the Accountability tab for SG 01

I confirm I have read and understood the Accountability tab for SG 01

**SG 02****Mandatory****Public****Core Assessed****PRI 6**

**New selection options have been added to this indicator. Please review your prefilled responses carefully.**

**SG 02.1**

Indicate which of your investment policy documents (if any) are publicly available. Provide a URL and an attachment of the document.

- Policy setting out your overall approach
- Formalised guidelines on environmental factors
- Formalised guidelines on social factors
- Formalised guidelines on corporate governance factors
- We do not publicly disclose our investment policy documents

**SG 02.2**

Indicate if any of your investment policy components are publicly available. Provide URL and an attachment of the document.

- Your organisation's definition of ESG and/or responsible investment and it's relation to investments
- Your investment objectives that take ESG factors/real economy influence into account
- Time horizon of your investment
- Governance structure of organisational ESG responsibilities
- We do not publicly disclose any investment policy components

**SG 03****Mandatory****Public****Core Assessed****General****SG 03.1**

Indicate if your organisation has a policy on managing potential conflicts of interest in the investment process.

- Yes
- No

**Objectives and strategies****SG 05****Mandatory****Public****Gateway/Core Assessed****General****SG 05.1**

Indicate if and how frequently your organisation sets and reviews objectives for its responsible investment activities.

- Quarterly or more frequently
- Biannually
- Annually
- Less frequently than annually
- Ad-hoc basis
- It is not set/reviewed

**Governance and human resources****SG 07****Mandatory****Public****Core Assessed****General**



**SG 07.1**

Indicate the internal and/or external roles used by your organisation, and indicate for each whether they have oversight and/or implementation responsibilities for responsible investment.

**Roles**

- Board members or trustees
- Internal Roles (triggers other options)

**Select from the below internal roles**

- Chief Executive Officer (CEO), Chief Investment Officer (CIO), Chief Operating Officer (COO), Investment Committee
- Other Chief-level staff or head of department, specify
  - Managing Director, Equities**
    - Oversight/accountability for responsible investment
    - Implementation of responsible investment
    - No oversight/accountability or implementation responsibility for responsible investment
  - Portfolio managers
    - Oversight/accountability for responsible investment
    - Implementation of responsible investment
    - No oversight/accountability or implementation responsibility for responsible investment
  - Investment analysts
    - Oversight/accountability for responsible investment
    - Implementation of responsible investment
    - No oversight/accountability or implementation responsibility for responsible investment
  - Dedicated responsible investment staff
  - Investor relations
  - Other role, specify (1)
  - Other role, specify (2)
- External managers or service providers

**SG 07.2**

For the roles for which you have RI oversight/accountability or implementation responsibilities, indicate how you execute these responsibilities.

We have an ESG committee and managing director of Global Equities is on that committee.

**SG 07.3**

Indicate the number of dedicated responsible investment staff your organisation has.

**Number**

24

<b>SG 07.4</b>	Additional information. [Optional]
----------------	------------------------------------

Global Equities staff who are either portfolio managers or analysts.

<b>SG 07</b>	I confirm I have read and understood the Accountability tab for SG 07
--------------	---

I confirm I have read and understood the Accountability tab for SG 07

## Promoting responsible investment

<b>SG 09</b>	<b>Mandatory</b>	<b>Public</b>	<b>Core Assessed</b>	<b>PRI 4,5</b>
--------------	------------------	---------------	----------------------	----------------

<b>SG 09.1</b>	Select the collaborative organisation and/or initiatives of which your organisation is a member or in which it participated during the reporting year, and the role you played.
----------------	---

**Select all that apply**

Principles for Responsible Investment

Your organisation's role in the initiative during the reporting period (see definitions)

- Basic
- Moderate
- Advanced
  
- Asian Corporate Governance Association
- Australian Council of Superannuation Investors
- AFIC – La Commission ESG
- BVCA – Responsible Investment Advisory Board
- CDP Climate Change
- CDP Forests
- CDP Water
- CFA Institute Centre for Financial Market Integrity
- Code for Responsible Investment in SA (CRISA)
- Code for Responsible Finance in the 21st Century
- Council of Institutional Investors (CII)
- Eumedion
- Extractive Industries Transparency Initiative (EITI)
- ESG Research Australia
- Invest Europe Responsible Investment Roundtable
- Global Investors Governance Network (GIGN)
- Global Impact Investing Network (GIIN)
- Global Real Estate Sustainability Benchmark (GRESB)
- Green Bond Principles
- Institutional Investors Group on Climate Change (IIGCC)
- Interfaith Center on Corporate Responsibility (ICCR)
- International Corporate Governance Network (ICGN)
- Investor Group on Climate Change, Australia/New Zealand (IGCC)
- International Integrated Reporting Council (IIRC)
- Investor Network on Climate Risk (INCR)/CERES
- Local Authority Pension Fund Forum
- Principles for Sustainable Insurance
- Regional or National Social Investment Forums (e.g. UKSIF, Eurosif, ASRIA, RIAA), specify
- Responsible Finance Principles in Inclusive Finance
- Shareholder Association for Research and Education (Share)
- United Nations Environmental Program Finance Initiative (UNEP FI)
- United Nations Global Compact
- Other collaborative organisation/initiative, specify
- Other collaborative organisation/initiative, specify
- Other collaborative organisation/initiative, specify
- Other collaborative organisation/initiative, specify

SG 10	Mandatory	Public	Core Assessed	PRI 4
-------	-----------	--------	---------------	-------

**SG 10.1** Indicate if your organisation promotes responsible investment, independently of collaborative initiatives.

- Yes
- No

### Outsourcing to fiduciary managers and investment consultants

SG 12	Mandatory	Public	Core Assessed	PRI 4
-------	-----------	--------	---------------	-------

**New selection options have been added to this indicator. Please review your prefilled responses carefully.**

**SG 12.1** Indicate whether your organisation uses investment consultants.

- Yes, we use investment consultants
- No, we do not use investment consultants.

### ESG issues in asset allocation

SG 13	Mandatory	Public	Descriptive	PRI 1
-------	-----------	--------	-------------	-------

**SG 13.1** Indicate whether the organisation undertakes scenario analysis and/or modelling and provide a description of the scenario analysis (by asset class, sector, strategic asset allocation, etc.).

- Yes, to assess future ESG factors
- Yes, to assess future climate-related risks and opportunities
- No, not to assess future ESG/climate-related issues

### Communication

SG 19	Mandatory	Public	Core Assessed	PRI 2, 6
-------	-----------	--------	---------------	----------

**SG 19.1** Indicate whether your organisation typically discloses asset class specific information proactively. Select the frequency of the disclosure to clients/beneficiaries and the public, and provide a URL to the public information.

**Caution! The order in which asset classes are presented below has been updated in the online tool to match the Reporting Framework overview.**  
If you are transferring data from an offline document, please check your response carefully.

Listed equity - Incorporation

Do you disclose?

- We do not proactively disclose it to the public and/or clients/beneficiaries
- We disclose to clients/beneficiaries only.
- We disclose it publicly

Listed equity – (Proxy) Voting

Do you disclose?

- We do not disclose to either clients/beneficiaries or the public.
- We disclose to clients/beneficiaries only.
- We disclose to the public

# DuPont Capital Management

## Reported Information

### Public version

### Direct - Listed Equity Incorporation

## PRI disclaimer

This document presents information reported directly by signatories. This information has not been audited by the PRI Secretariat or any other party acting on their behalf. While this information is believed to be reliable, no representations or warranties are made as to the accuracy of the information presented, and no responsibility or liability can be accepted for any error or omission.

## ESG incorporation in actively managed listed equities

### Implementation processes


LEI 01	Mandatory	Public	Gateway	PRI 1
--------	-----------	--------	---------	-------

**LEI 01.1**


Indicate (1) which ESG incorporation strategy and/or combination of strategies you apply to your actively managed listed equities and (2) the breakdown of your actively managed listed equities by strategy or combination of strategies (+/- 5%)

#### ESG incorporation strategy (select all that apply)

- Screening alone (i.e. not combined with any other strategies)
- Thematic alone (i.e. not combined with any other strategies)
- Integration alone (i.e. not combined with any other strategies)

Percentage of active listed equity to which the strategy is applied	 45
---	--

- Screening and integration strategies
- Thematic and integration strategies
- Screening and thematic strategies
- All three strategies combined
- We do not apply incorporation strategies

Percentage of active listed equity to which no strategy is applied	 55
--	--

Total actively managed listed equities

100%

**LEI 01.2**




Describe your organisation's approach to incorporation and the reasons for choosing the particular ESG incorporation strategy/strategies.

Global Equities' does social conscious investing by adding an evaluation of a company's environmental, social and governance factors to our fundamental investment process, "The One Pager". Incorporating ESG into our framework is the right thing to do. Our proprietary ESG score builds off MSCI ESG data with guidance from SASB (Sustainability Accounting Standards Board) disclosure topics. SASB's Materiality Map® focuses our ESG score on the important issues and their metrics. Specifically, we then link the SASB's material sustainability issues to MSCI's ESG key issues at the GICs sub-industry level. While fully automated, the ESG score can be adjusted by the analyst as can they track deeper into more recent changes in corporate behavior.

**(C) Implementation: Integration of ESG factors**

<b>LEI 08</b>	<b>Mandatory</b>	<b>Public</b>	<b>Core Assessed</b>	<b>PRI 1</b>
---------------	------------------	---------------	----------------------	--------------

**LEI 08.1** Indicate the ESG factors you systematically research as part of your investment analysis and the proportion of actively managed listed equity portfolios that is impacted by this analysis.

<b>ESG issues</b>	<b>Proportion impacted by analysis</b>
Environmental	 <p>Environmental</p> <p> <input type="radio"/> &lt;10%  <input checked="" type="radio"/> 10-50%  <input type="radio"/> 51-90%  <input type="radio"/> &gt;90%                 </p>
Social	 <p>Social</p> <p> <input type="radio"/> &lt;10%  <input checked="" type="radio"/> 10-50%  <input type="radio"/> 51-90%  <input type="radio"/> &gt;90%                 </p>
Corporate Governance	 <p>Corporate Governance</p> <p> <input type="radio"/> &lt;10%  <input checked="" type="radio"/> 10-50%  <input type="radio"/> 51-90%  <input type="radio"/> &gt;90%                 </p>

<b>LEI 09</b>	<b>Mandatory</b>	<b>Public</b>	<b>Core Assessed</b>	<b>PRI 1</b>
---------------	------------------	---------------	----------------------	--------------



**LEI 09.1**

Indicate which processes your organisation uses to ensure ESG integration is based on a robust analysis.

- Comprehensive ESG research is undertaken or sourced to determine companies' activities and products
- Companies are given the opportunity by you or your research provider to review ESG research on them and correct inaccuracies
- Third-party ESG ratings are updated regularly.
- A periodic review of the internal research is carried out
- Structured, regular ESG specific meetings between responsible investment staff and the fund manager or within the investments team
- ESG risk profile of a portfolio against benchmark
- Analysis of the impact of ESG factors on investment risk and return performance
- Other, specify
- None of the above

**LEI 09.2**

Indicate the proportion of your actively managed listed equity portfolio that is subject to comprehensive ESG research as part your integration strategy.

- <10%
- 10-50%
- 51-90%
- >90%

**LEI 09.3**

Indicate how frequently third party ESG ratings that inform your ESG integration strategy are updated.

- Quarterly or more frequently
- Bi-Annually
- Annually
- Less frequently than annually

**LEI 09.5**

Describe how ESG information is held and used by your portfolio managers.

- ESG information is held within centralised databases or tools and it is accessible by all relevant staff
- ESG information or analysis is a standard section or aspect of all company research notes or industry/sector analysis generated by investment staff
- Systematic records are kept that capture how ESG information and research was incorporated into investment decisions
- Other, specify
- None of the above

# DuPont Capital Management

## Reported Information

### Public version

### Direct - Listed Equity Active Ownership

## PRI disclaimer

This document presents information reported directly by signatories. This information has not been audited by the PRI Secretariat or any other party acting on their behalf. While this information is believed to be reliable, no representations or warranties are made as to the accuracy of the information presented, and no responsibility or liability can be accepted for any error or omission.

## Overview

LEA 01	Mandatory	Public	Core Assessed	PRI 2
--------	-----------	--------	---------------	-------

**New selection options have been added to this indicator. Please review your prefilled responses carefully.**

**LEA 01.1** Indicate whether your organisation has an active ownership policy.

- Yes
- No

**LEA 01.4** Do you outsource any of your active ownership activities to service providers?

- Yes
- No

## (Proxy) voting and shareholder resolutions

LEA 12	Mandatory	Public	Descriptive	PRI 2
--------	-----------	--------	-------------	-------

**LEA 12.1** Indicate how you typically make your (proxy) voting decisions.

Approach

- We use our own research or voting team and make voting decisions without the use of service providers.
- We hire service provider(s) who make voting recommendations and/or provide research that we use to guide our voting decisions.
- We hire service provider(s) who make voting decisions on our behalf, except for some pre-defined scenarios where we review and make voting decisions.

Based on

- the service provider voting policy we signed off on
- our own voting policy
- our clients' requests or policies
- other, explain
- We hire service provider(s) who make voting decisions on our behalf.

LEA 13	Mandatory	Public	Additional Assessed	PRI 2
--------	-----------	--------	---------------------	-------

**LEA 13.1** Of the voting recommendations that your service provider made in the reporting year, indicate the percentage reviewed by your organisation, giving reasons.

**Percentage of voting recommendations your organisation reviewed**

- 100-75%,
- 74-50%,
- 49-25%,
- 24-1%
- None

**Reasons for review**

- Specific environmental and/or social issues
- Votes for significant holdings
- Votes against management and/or abstentions
- Conflicts of interest
- Corporate action, such as M&As, disposals, etc.
- Votes concerning companies with which we have an active engagement
- Client requests
- Ad-hoc oversight of service provider
- Shareholder resolutions
- Share blocked securities
- Other, explain

<b>LEA 15</b>	<b>Mandatory</b>	<b>Public</b>	<b>Descriptive</b>	<b>PRI 2</b>
---------------	------------------	---------------	--------------------	--------------

**LEA 15.1** Indicate the proportion of votes where you or the service providers acting on your behalf have raised concerns with companies ahead of voting.

- 100%
- 99-75%
- 74-50%
- 49-25%
- 24-1%
- Neither we nor our service provider(s) raise concerns with companies ahead of voting

<b>LEA 16</b>	<b>Mandatory</b>	<b>Public</b>	<b>Core Assessed</b>	<b>PRI 2</b>
---------------	------------------	---------------	----------------------	--------------

<b>LEA 16.1</b>	Indicate the proportion of votes participated in within the reporting year in which, you and/or the service provider(s) acting on your behalf, have communicated to companies the rationale for abstaining or voting against management recommendations.
-----------------	--

- 100%
- 99-75%
- 74-50%
- 49-25%
- 24-1%
- We do not communicate the rationale to companies
- Not applicable because we and/or our service providers do not abstain or vote against management recommendations

<b>LEA 17</b>	<b>Mandatory</b>	<b>Public</b>	<b>Core Assessed</b>	<b>PRI 2</b>
---------------	------------------	---------------	----------------------	--------------

<b>LEA 17.1</b>	For listed equities where you and/or your service provider have the mandate to issue (proxy) voting instructions, indicate the percentage of votes cast during the reporting year.
-----------------	--

- We do track or collect this information
- We do not track or collect this information

<b>LEA 17.2</b>	<b>Explain your reason(s) for not voting on certain holdings</b>
-----------------	--

- Shares were blocked
- Notice, ballots or materials not received in time
- Missed deadline
- Geographical restrictions (non-home market)
- Cost
- Conflicts of interest
- Holdings deemed too small
- Administrative impediments (e.g., power of attorney requirements, ineligibility due to participation in share placement)
- Client request
- Other

<b>LEA 18</b>	<b>Voluntary</b>	<b>Public</b>	<b>Additional Assessed</b>	<b>PRI 2</b>
---------------	------------------	---------------	----------------------------	--------------

<b>LEA 18.1</b>	Indicate if you track the voting instructions that you and/or your service provider on your behalf have issued.
-----------------	---

- Yes, we track this information
- No, we do not track this information

<b>LEA 18.4</b>	Additional information. [Optional]
-----------------	------------------------------------

not active in the this space

LEA 19	Mandatory	Public	Core Assessed	PRI 2
--------	-----------	--------	---------------	-------

**LEA 19.1** Indicate whether your organisation has a formal escalation strategy following unsuccessful voting.

- Yes
- No

# DuPont Capital Management

## Reported Information

### Public version

### Confidence building measures

## PRI disclaimer

This document presents information reported directly by signatories. This information has not been audited by the PRI Secretariat or any other party acting on their behalf. While this information is believed to be reliable, no representations or warranties are made as to the accuracy of the information presented, and no responsibility or liability can be accepted for any error or omission.

## Confidence building measures

CM1 01	Mandatory	Public	Additional Assessed	General
--------	-----------	--------	---------------------	---------

**CM1 01.1** Indicate whether the reported information you have provided for your PRI Transparency Report this year has undergone:

- Third party assurance over selected responses from this year's PRI Transparency Report
- Third party assurance over data points from other sources that have subsequently been used in your PRI responses this year
- Third party assurance or audit of the correct implementation of RI processes (that have been reported to the PRI this year)
- Internal audit of the correct implementation of RI processes and/or accuracy of RI data (that have been reported to the PRI this year)
- Internal verification of responses before submission to the PRI (e.g. by the CEO or the board)
- Other, specify
- None of the above

CM1 02	Mandatory	Public	Descriptive	General
--------	-----------	--------	-------------	---------

**CM1 02.1** We undertook third party assurance on last year's PRI Transparency Report

- Whole PRI Transparency Report was assured last year
- Selected data was assured in last year's PRI Transparency Report
- We did not assure last year's PRI Transparency report
- None of the above, we were in our preparation year and did not report last year.

CM1 03	Mandatory	Public	Descriptive	General
--------	-----------	--------	-------------	---------

**CM1 03.1** We undertake confidence building measures that are unspecific to the data contained in our PRI Transparency Report:

- We adhere to an RI certification or labelling scheme
- We carry out independent/third party assurance over a whole public report (such as a sustainability report) extracts of which are included in this year's PRI Transparency Report
- ESG audit of holdings
- Other, specify
- None of the above

CM1 04	Mandatory	Public	Descriptive	General
--------	-----------	--------	-------------	---------



**CM1 04.1**

Do you plan to conduct third party assurance of this year's PRI Transparency report?

- Whole PRI Transparency Report will be assured
- Selected data will be assured
- We do not plan to assure this year's PRI Transparency report