



LEA 02	Mandatory	Discretionary	Gateway
<p>By default, investors are not required to disclose or report on their engagement activities for individual internal staff engagements, collaborative engagements, or service provider engagements.</p> <p>Investors may choose to disclose or report on their engagement activities for individual internal staff engagements, collaborative engagements, or service provider engagements.</p>	<p>Type of engagement</p> <p>Individual internal staff engagements</p>	<p>Reason for interaction</p> <ul style="list-style-type: none"> <input checked="" type="checkbox"/> To support investment decisionmaking in & company's material ESG issues <input checked="" type="checkbox"/> To influence corporate practice or identify the need to adjust material ESG issues <input type="checkbox"/> Other: specify <input type="checkbox"/> We do not engage via internal staff 	<p>Reason for interaction</p> <ul style="list-style-type: none"> <input checked="" type="checkbox"/> To support investment decisionmaking in & company's material ESG issues <input checked="" type="checkbox"/> To influence corporate practice or identify the need to adjust material ESG issues <input type="checkbox"/> Other: specify <input type="checkbox"/> We do not engage via internal staff
	<p>Type of engagement</p> <p>Collaborative engagements</p>	<p>Reason for interaction</p> <ul style="list-style-type: none"> <input checked="" type="checkbox"/> To support investment decisionmaking in & company's material ESG issues <input checked="" type="checkbox"/> To influence corporate practice or identify the need to adjust material ESG issues <input type="checkbox"/> Other: specify <input type="checkbox"/> We do not engage via collaborative engagements 	<p>Reason for interaction</p> <ul style="list-style-type: none"> <input checked="" type="checkbox"/> To support investment decisionmaking in & company's material ESG issues <input checked="" type="checkbox"/> To influence corporate practice or identify the need to adjust material ESG issues <input type="checkbox"/> Other: specify <input type="checkbox"/> We do not engage via collaborative engagements
	<p>Type of engagement</p> <p>Service provider engagements</p>	<p>Reason for interaction</p> <ul style="list-style-type: none"> <input checked="" type="checkbox"/> To support investment decisionmaking in & company's material ESG issues <input checked="" type="checkbox"/> To influence corporate practice or identify the need to adjust material ESG issues <input type="checkbox"/> Other: specify <input type="checkbox"/> We do not engage via service providers 	<p>Reason for interaction</p> <ul style="list-style-type: none"> <input checked="" type="checkbox"/> To support investment decisionmaking in & company's material ESG issues <input checked="" type="checkbox"/> To influence corporate practice or identify the need to adjust material ESG issues <input type="checkbox"/> Other: specify <input type="checkbox"/> We do not engage via service providers

RI TRANSPARENCY REPORT

2020

Baker Gilmore & Associates

About this report

The PRI Reporting Framework is a key step in the journey towards building a common language and industry standard for reporting responsible investment (RI) activities. This RI Transparency Report is one of the key outputs of this Framework. Its primary objective is to enable signatory transparency on RI activities and facilitate dialogue between investors and their clients, beneficiaries and other stakeholders. A copy of this report will be publicly disclosed for all reporting signatories on the [PRI website](#), ensuring accountability of the PRI Initiative and its signatories.

This report is an export of the individual Signatory organisation's response to the PRI during the 2020 reporting cycle. It includes their responses to mandatory indicators, as well as responses to voluntary indicators the signatory has agreed to make public. The information is presented exactly as it was reported. Where an indicator offers a response option that is multiple-choice, all options that were available to the signatory to select are presented in this report. Presenting the information exactly as reported is a result of signatory feedback which suggested the PRI not summarise the information. As a result, the reports can be extensive. However, to help easily locate information, there is a **Principles index** which highlights where the information can be found and summarises the indicators that signatories complete and disclose.

Understanding the Principles Index

The Principles Index summarises the response status for the individual indicators and modules and shows how these relate to the six [Principles for Responsible Investment](#). It can be used by stakeholders as an 'at-a-glance' summary of reported information and to identify particular themes or areas of interest.

Indicators can refer to one or more Principles. Some indicators are not specific to any Principle. These are highlighted in the 'General' column. When multiple Principles are covered across numerous indicators, in order to avoid repetition, only the main Principle covered is highlighted.

All indicators within a module are presented below. The status of indicators is shown with the following symbols:

Symbol	Status
✓	The signatory has completed all mandatory parts of this indicator
☑	The signatory has completed some parts of this indicator
🔒	This indicator was not relevant for this signatory
-	The signatory did not complete any part of this indicator
Ⓜ	The signatory has flagged this indicator for internal review

Within the table, indicators marked in blue are mandatory to complete. Indicators marked in grey are voluntary to complete.

Principles Index

Organisational Overview				Principle						General
Indicator	Short description	Status	Disclosure	1	2	3	4	5	6	
OO TG		🔒	n/a							
OO 01	Signatory category and services	✓	Public							✓
OO 02	Headquarters and operational countries	✓	Public							✓
OO 03	Subsidiaries that are separate PRI signatories	✓	Public							✓
OO 04	Reporting year and AUM	✓	Public							✓
OO 05	Breakdown of AUM by asset class	✓	Asset mix disclosed in OO 06							✓
OO 06	How would you like to disclose your asset class mix	✓	Public							✓
OO 07	Fixed income AUM breakdown	✓	Private							✓
OO 08	Segregated mandates or pooled funds	🔒	n/a							✓
OO 09	Breakdown of AUM by market	✓	Public							✓
OO 10	Active ownership practices for listed assets	✓	Public							✓
OO 11	ESG incorporation practices for all assets	✓	Public							✓
OO 12	Modules and sections required to complete	✓	Public							✓
OO LE 01	Breakdown of listed equity investments by passive and active strategies	🔒	n/a							✓
OO LE 02	Reporting on strategies that are <10% of actively managed listed equities	🔒	n/a							✓
OO FI 01	Breakdown of fixed income investments by passive and active strategies	✓	Public							✓
OO FI 02	Reporting on strategies that are <10% of actively managed fixed income	🔒	n/a							✓
OO FI 03	Fixed income breakdown by market and credit quality	✓	Public							✓
OO SAM 01	Breakdown of externally managed investments by passive and active strategies	🔒	n/a							✓
OO PE 01	Breakdown of private equity investments by strategy	🔒	n/a							✓
OO PE 02	Typical level of ownership in private equity investments	🔒	n/a							✓
OO PR 01	Breakdown of property investments	🔒	n/a							✓
OO PR 02	Breakdown of property assets by management	🔒	n/a							✓
OO PR 03	Largest property types	🔒	n/a							✓
OO INF 01	Breakdown of infrastructure investments	🔒	n/a							✓
OO INF 02	Breakdown of infrastructure assets by management	🔒	n/a							✓
OO INF 03	Largest infrastructure sectors	🔒	n/a							✓
OO HF 01	Breakdown of hedge funds investments by strategies	🔒	n/a							✓
OO End	Module confirmation page	✓	-							

CCStrategy and Governance				Principle						General
Indicator	Short description	Status	Disclosure	1	2	3	4	5	6	
SG 01	RI policy and coverage	✓	Public							✓
SG 01 CC	Climate risk	✓	Private							✓
SG 02	Publicly available RI policy or guidance documents	✓	Public						✓	
SG 03	Conflicts of interest	✓	Public							✓
SG 04	Identifying incidents occurring within portfolios	-	n/a							✓
SG 05	RI goals and objectives	✓	Public							✓
SG 06	Main goals/objectives this year	-	n/a							✓
SG 07	RI roles and responsibilities	✓	Public							✓
SG 07 CC	Climate-issues roles and responsibilities	✓	Private							✓
SG 08	RI in performance management, reward and/or personal development	✓	Private							✓
SG 09	Collaborative organisations / initiatives	✓	Public				✓	✓		
SG 09.2	Assets managed by PRI signatories	🔒	n/a	✓						
SG 10	Promoting RI independently	✓	Public				✓			
SG 11	Dialogue with public policy makers or standard setters	✓	Private				✓	✓	✓	
SG 12	Role of investment consultants/fiduciary managers	✓	Public				✓			
SG 13	ESG issues in strategic asset allocation	✓	Public	✓						
SG 13 CC		🔒	n/a							✓
SG 14	Long term investment risks and opportunity	✓	Private	✓						
SG 14 CC		-	n/a							✓
SG 15	Allocation of assets to environmental and social themed areas	✓	Private	✓						
SG 16	ESG issues for internally managed assets not reported in framework	🔒	n/a							✓
SG 17	ESG issues for externally managed assets not reported in framework	🔒	n/a							✓
SG 18	Innovative features of approach to RI	✓	Private							✓
SG 19	Communication	✓	Public		✓				✓	
SG End	Module confirmation page	✓	-							

Direct - Fixed Income				Principle						General
Indicator	Short description	Status	Disclosure	1	2	3	4	5	6	
FI 01	Incorporation strategies applied	✓	Public	✓						
FI 02	ESG issues and issuer research	✓	Private	✓						
FI 03	Processes to ensure analysis is robust	✓	Public	✓						
FI 04	Types of screening applied	✓	Public	✓						
FI 05	Examples of ESG factors in screening process	✓	Private	✓						
FI 06	Screening - ensuring criteria are met	✓	Public	✓						
FI 07	Thematic investing - overview	🔒	n/a	✓						
FI 08	Thematic investing - themed bond processes	🔒	n/a	✓						
FI 09	Thematic investing - assessing impact	🔒	n/a	✓						
FI 10	Integration overview	✓	Public	✓						
FI 11	Integration - ESG information in investment processes	✓	Public	✓						
FI 12	Integration - E,S and G issues reviewed	✓	Public	✓						
FI 13	ESG incorporation in passive funds	🔒	n/a	✓						
FI 14	Engagement overview and coverage	✓	Private		✓					
FI 15	Engagement method	✓	Private	✓	✓					
FI 16	Engagement policy disclosure	✓	Private	✓	✓					
FI 17	Financial/ESG performance	✓	Private							✓
FI 18	Examples - ESG incorporation or engagement	-	n/a	✓	✓					
FI End	Module confirmation page	✓	-							

Confidence building measures				Principle						General
Indicator	Short description	Status	Disclosure	1	2	3	4	5	6	
CM1 01	Assurance, verification, or review	✓	Public							✓
CM1 02	Assurance of last year`s PRI data	✓	Public							✓
CM1 03	Other confidence building measures	✓	Public							✓
CM1 04	Assurance of this year`s PRI data	✓	Public							✓
CM1 05	External assurance	🔒	n/a							✓
CM1 06	Assurance or internal audit	🔒	n/a							✓
CM1 07	Internal verification	✓	Public							✓
CM1 01 End	Module confirmation page	✓	-							

Baker Gilmore & Associates

Reported Information

Public version

Organisational Overview

PRI disclaimer

This document presents information reported directly by signatories. This information has not been audited by the PRI Secretariat or any other party acting on their behalf. While this information is believed to be reliable, no representations or warranties are made as to the accuracy of the information presented, and no responsibility or liability can be accepted for any error or omission.

Basic information

OO 01

Mandatory

Public

Gateway/Peering

General

OO 01.1

Select the services and funds you offer

Select the services and funds you offer	% of asset under management (AUM) in ranges
Fund management	<input type="radio"/> 0% <input type="radio"/> <10% <input type="radio"/> 10-50% <input checked="" type="radio"/> >50%
Fund of funds, manager of managers, sub-advised products	<input checked="" type="radio"/> 0% <input type="radio"/> <10% <input type="radio"/> 10-50% <input type="radio"/> >50%
Other	<input checked="" type="radio"/> 0% <input type="radio"/> <10% <input type="radio"/> 10-50% <input type="radio"/> >50%
Total 100%	

Further options (may be selected in addition to the above)

- Hedge funds
- Fund of hedge funds

OO 02

Mandatory

Public

Peering

General

OO 02.1

Select the location of your organisation's headquarters.

Canada

OO 02.2

Indicate the number of countries in which you have offices (including your headquarters).

- 1
- 2-5
- 6-10
- >10

OO 02.3 Indicate the approximate number of staff in your organisation in full-time equivalents (FTE).

FTE

7

OO 03 **Mandatory** **Public** **Descriptive** **General**

OO 03.1 Indicate whether you have subsidiaries within your organisation that are also PRI signatories in their own right.

- Yes
- No

OO 04 **Mandatory** **Public** **Gateway/Peering** **General**

OO 04.1 Indicate the year end date for your reporting year.

31/12/2019

OO 04.2 Indicate your total AUM at the end of your reporting year.

Include the AUM of subsidiaries, but exclude advisory/execution only assets, and exclude the assets of your PRI signatory subsidiaries that you have chosen not to report on in OO 03.2

	trillions	billions	millions	thousands	hundreds
Total AUM		3	033	000	000
Currency	CAD				
Assets in USD		2	280	953	890

Not applicable as we are in the fund-raising process

OO 04.4 Indicate the assets which are subject to an execution and/or advisory approach. Provide this figure based on the end of your reporting year

Not applicable as we do not have any assets under execution and/or advisory approach

OO 06	Mandatory	Public	Descriptive	General
-------	-----------	--------	-------------	---------

OO 06.1 Select how you would like to disclose your asset class mix.

as percentage breakdown

	Internally managed (%)	Externally managed (%)
Listed equity	0	0
Fixed income	100	0
Private equity	0	0
Property	0	0
Infrastructure	0	0
Commodities	0	0
Hedge funds	0	0
Fund of hedge funds	0	0
Forestry	0	0

Farmland	0	0
Inclusive finance	0	0
Cash	0	0
Money market instruments	0	0
Other (1), specify	0	0
Other (2), specify	0	0

as broad ranges

OO 06.2 Publish asset class mix as per attached image [Optional].

OO 06.3 Indicate whether your organisation has any off-balance sheet assets [Optional].

- Yes
- No

OO 06.5 Indicate whether your organisation uses fiduciary managers.

- Yes, we use a fiduciary manager and our response to OO 5.1 is reflective of their management of our assets.
- No, we do not use fiduciary managers.

OO 09 **Mandatory** **Public** **Peering** **General**

OO 09.1 Indicate the breakdown of your organisation's AUM by market.

Developed Markets

100

Emerging Markets

0

Frontier Markets

0

Other Markets

0

Total 100%

100%

Asset class implementation gateway indicators

OO 10	Mandatory	Public	Gateway	General
-------	-----------	--------	---------	---------

OO 10.1 Select the active ownership activities your organisation implemented in the reporting year.

Fixed income SSA – engagement

- We engage with SSA bond issuers on ESG factors via our staff, collaborations or service providers.
- We do not engage directly and do not require external managers to engage with SSA bond issuers on ESG factors. Please explain why you do not.

Fixed income Corporate (financial) – engagement

- We engage with companies on ESG factors via our staff, collaborations or service providers.
- We do not engage directly and do not require external managers to engage with companies on ESG factors. Please explain why you do not.

Fixed income Corporate (non-financial) – engagement

- We engage with companies on ESG factors via our staff, collaborations or service providers.
- We do not engage directly and do not require external managers to engage with companies on ESG factors. Please explain why you do not.

Fixed income Corporate (securitised) – engagement

- We engage with companies on ESG factors via our staff, collaborations or service providers.
- We do not engage directly and do not require external managers to engage with companies on ESG factors. Please explain why you do not.

OO 11	Mandatory	Public	Gateway	General
-------	-----------	--------	---------	---------

OO 11.1 Select the internally managed asset classes in which you addressed ESG incorporation into your investment decisions and/or your active ownership practices (during the reporting year).

Fixed income - SSA

- We address ESG incorporation.
- We do not do ESG incorporation.

Fixed income - corporate (financial)

- We address ESG incorporation.
- We do not do ESG incorporation.

Fixed income - corporate (non-financial)

- We address ESG incorporation.
- We do not do ESG incorporation.

Fixed income - securitised

- We address ESG incorporation.
- We do not do ESG incorporation.

OO 12	Mandatory	Public	Gateway	General
--------------	------------------	---------------	----------------	----------------

OO 12.1 Below are all applicable modules or sections you may report on. Those which are mandatory to report (asset classes representing 10% or more of your AUM) are already ticked and read-only. Those which are voluntary to report on can be opted into by ticking the box.

Core modules

- Organisational Overview
- Strategy and Governance

RI implementation directly or via service providers

Direct - Fixed Income

- Fixed income - SSA
- Fixed income - Corporate (financial)
- Fixed income - Corporate (non-financial)
- Fixed income - Securitised

Closing module

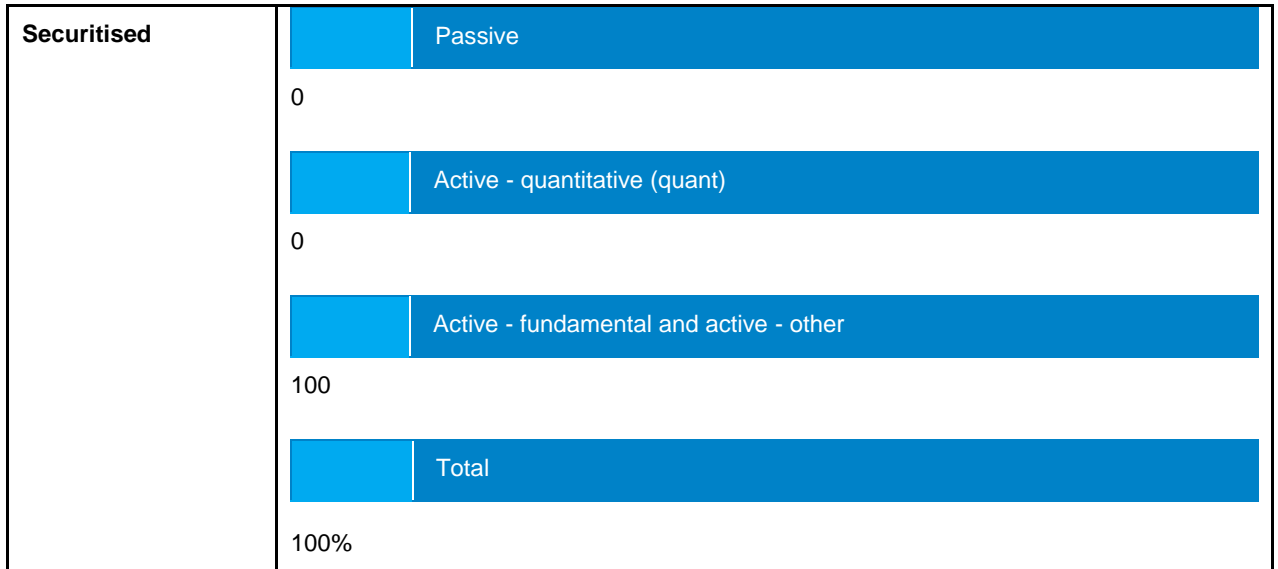
- Closing module

Peering questions

OO FI 01	Mandatory to Report Voluntary to Disclose	Public	Gateway	General
-----------------	--	---------------	----------------	----------------

OO FI 01.1 Provide a breakdown of your internally managed fixed income securities by active and passive strategies

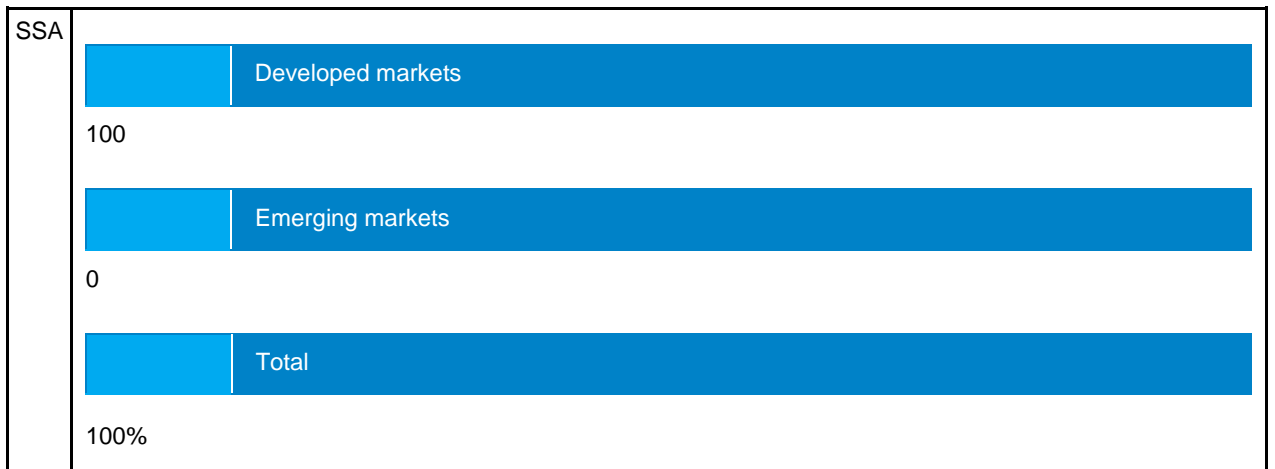
SSA	<table border="1"> <tbody> <tr> <td data-bbox="496 219 624 286"> </td> <td data-bbox="624 219 1479 286"> Passive </td> </tr> <tr> <td data-bbox="496 297 624 320"> 0 </td> <td></td> </tr> <tr> <td data-bbox="496 365 624 432"> </td> <td data-bbox="624 365 1479 432"> Active - quantitative (quant) </td> </tr> <tr> <td data-bbox="496 443 624 465"> 0 </td> <td></td> </tr> <tr> <td data-bbox="496 510 624 577"> </td> <td data-bbox="624 510 1479 577"> Active - fundamental and active - other </td> </tr> <tr> <td data-bbox="496 589 624 611"> 100 </td> <td></td> </tr> <tr> <td data-bbox="496 656 624 723"> </td> <td data-bbox="624 656 1479 723"> Total </td> </tr> <tr> <td data-bbox="496 734 624 757"> 100% </td> <td></td> </tr> </tbody> </table>		Passive	0			Active - quantitative (quant)	0			Active - fundamental and active - other	100			Total	100%	
	Passive																
0																	
	Active - quantitative (quant)																
0																	
	Active - fundamental and active - other																
100																	
	Total																
100%																	
Corporate (financial)	<table border="1"> <tbody> <tr> <td data-bbox="496 810 624 878"> </td> <td data-bbox="624 810 1479 878"> Passive </td> </tr> <tr> <td data-bbox="496 889 624 911"> 0 </td> <td></td> </tr> <tr> <td data-bbox="496 956 624 1023"> </td> <td data-bbox="624 956 1479 1023"> Active - quantitative (quant) </td> </tr> <tr> <td data-bbox="496 1034 624 1057"> 0 </td> <td></td> </tr> <tr> <td data-bbox="496 1102 624 1169"> </td> <td data-bbox="624 1102 1479 1169"> Active - fundamental and active - other </td> </tr> <tr> <td data-bbox="496 1180 624 1202"> 100 </td> <td></td> </tr> <tr> <td data-bbox="496 1247 624 1314"> </td> <td data-bbox="624 1247 1479 1314"> Total </td> </tr> <tr> <td data-bbox="496 1326 624 1348"> 100% </td> <td></td> </tr> </tbody> </table>		Passive	0			Active - quantitative (quant)	0			Active - fundamental and active - other	100			Total	100%	
	Passive																
0																	
	Active - quantitative (quant)																
0																	
	Active - fundamental and active - other																
100																	
	Total																
100%																	
Corporate (non-financial)	<table border="1"> <tbody> <tr> <td data-bbox="496 1402 624 1469"> </td> <td data-bbox="624 1402 1479 1469"> Passive </td> </tr> <tr> <td data-bbox="496 1480 624 1503"> 0 </td> <td></td> </tr> <tr> <td data-bbox="496 1547 624 1615"> </td> <td data-bbox="624 1547 1479 1615"> Active - quantitative (quant) </td> </tr> <tr> <td data-bbox="496 1626 624 1648"> 0 </td> <td></td> </tr> <tr> <td data-bbox="496 1693 624 1760"> </td> <td data-bbox="624 1693 1479 1760"> Active - fundamental and active - other </td> </tr> <tr> <td data-bbox="496 1771 624 1794"> 100 </td> <td></td> </tr> <tr> <td data-bbox="496 1839 624 1906"> </td> <td data-bbox="624 1839 1479 1906"> Total </td> </tr> <tr> <td data-bbox="496 1917 624 1939"> 100% </td> <td></td> </tr> </tbody> </table>		Passive	0			Active - quantitative (quant)	0			Active - fundamental and active - other	100			Total	100%	
	Passive																
0																	
	Active - quantitative (quant)																
0																	
	Active - fundamental and active - other																
100																	
	Total																
100%																	



OO FI 03	Mandatory	Public	Descriptive	General
-----------------	------------------	---------------	--------------------	----------------

Update: this indicator has changed from "Mandatory to report, voluntary to disclose" to "Mandatory". **Your response to this indicator will be published in the Public Transparency Report.** This change is to enable improved analysis and peering.

OO FI 03.1 Indicate the approximate (+/- 5%) breakdown of your SSA investments, by developed markets and emerging markets.



OO FI 03.2 Indicate the approximate (+/- 5%) breakdown of your corporate and securitized investments by investment grade or high-yield securities.

Type	Investment grade (+/- 5%)	High-yield (+/- 5%)	Total internally managed
Corporate (financial)	<input checked="" type="radio"/> >50% <input type="radio"/> 10-50% <input type="radio"/> <10% <input type="radio"/> 0%	<input type="radio"/> >50% <input type="radio"/> 10-50% <input type="radio"/> <10% <input checked="" type="radio"/> 0%	100%
Corporate (non-financial)	<input checked="" type="radio"/> >50% <input type="radio"/> 10-50% <input type="radio"/> <10% <input type="radio"/> 0%	<input type="radio"/> >50% <input type="radio"/> 10-50% <input type="radio"/> <10% <input checked="" type="radio"/> 0%	100%
Securitised	<input checked="" type="radio"/> >50% <input type="radio"/> 10-50% <input type="radio"/> <10% <input type="radio"/> 0%	<input type="radio"/> >50% <input type="radio"/> 10-50% <input type="radio"/> <10% <input checked="" type="radio"/> 0%	100%

If you are invested in private debt and reporting on ratings is not relevant for you, please indicate below

OO FI 03.2 is not applicable as our internally managed fixed income assets are invested only in private debt.

Baker Gilmore & Associates

Reported Information

Public version

Strategy and Governance

PRI disclaimer

This document presents information reported directly by signatories. This information has not been audited by the PRI Secretariat or any other party acting on their behalf. While this information is believed to be reliable, no representations or warranties are made as to the accuracy of the information presented, and no responsibility or liability can be accepted for any error or omission.

Investment policy

SG 01

Mandatory

Public

Core Assessed

General

New selection options have been added to this indicator. Please review your prefilled responses carefully.

SG 01.1

Indicate if you have an investment policy that covers your responsible investment approach.

Yes

SG 01.2

Indicate the components/types and coverage of your policy.

Select all that apply

Policy components/types	Coverage by AUM
<input checked="" type="checkbox"/> Policy setting out your overall approach <input type="checkbox"/> Formalised guidelines on environmental factors <input type="checkbox"/> Formalised guidelines on social factors <input type="checkbox"/> Formalised guidelines on corporate governance factors <input checked="" type="checkbox"/> Fiduciary (or equivalent) duties <input type="checkbox"/> Asset class-specific RI guidelines <input type="checkbox"/> Sector specific RI guidelines <input checked="" type="checkbox"/> Screening / exclusions policy <input type="checkbox"/> Other, specify (1) <input type="checkbox"/> Other, specify(2)	<input type="radio"/> Applicable policies cover all AUM <input checked="" type="radio"/> Applicable policies cover a majority of AUM <input type="radio"/> Applicable policies cover a minority of AUM

SG 01.3

Indicate if the investment policy covers any of the following

- Your organisation's definition of ESG and/or responsible investment and it's relation to investments
- Your investment objectives that take ESG factors/real economy influence into account
- Time horizon of your investment
- Governance structure of organisational ESG responsibilities
- ESG incorporation approaches
- Active ownership approaches
- Reporting
- Climate change
- Understanding and incorporating client / beneficiary sustainability preferences
- Other RI considerations, specify (1)
- Other RI considerations, specify (2)

SG 01.4

Describe your organisation's investment principles and overall investment strategy, interpretation of fiduciary (or equivalent) duties, and how they consider ESG factors and real economy impact.

Baker Gilmore believes that bond issuers with good ESG practices are more viable organizations that provide better returns over the long term. Baker Gilmore also believes that a culture of good governance benefits all stakeholders and that environmental and social responsibilities are derived from good governance.

The firm has a fiduciary responsibility to monitor its clients' portfolio investments and is committed to ensure that the selected issuers are well managed companies.

As a signatory of the UN PRI, Baker Gilmore's ESG framework is shaped by the following set of voluntary and aspirational principles (the "Principles"):

Principle 1:

We will incorporate ESG issues into investment analysis and decision-making processes.

Principle 2:

We will be active owners and incorporate ESG issues into our ownership policies and practices.

Principle 3:

We will seek appropriate disclosure on ESG issues by the entities in which we invest.

Principle 4:

We will promote acceptance and implementation of the Principles within the investment industry.

Principle 5:

We will work together to enhance our effectiveness in implementing the Principles.

Principle 6:

We will each report on our activities and progress towards implementing the Principles.

No

SG 02

Mandatory

Public

Core Assessed

PRI 6

New selection options have been added to this indicator. Please review your prefilled responses carefully.

SG 02.1

Indicate which of your investment policy documents (if any) are publicly available. Provide a URL and an attachment of the document.

Policy setting out your overall approach

URL/Attachment

URL

Attachment (will be made public)

Attachment

[File 1:BGA Responsible Investment Policy_2019_Final.pdf](#)

Fiduciary (or equivalent) duties

URL/Attachment

- URL
- Attachment (will be made public)

Attachment

[File 1:BGA Responsible Investment Policy 2019 Final.pdf](#)

- Screening / exclusions policy
- We do not publicly disclose our investment policy documents

SG 02.2

Indicate if any of your investment policy components are publicly available. Provide URL and an attachment of the document.

- Your organisation's definition of ESG and/or responsible investment and it's relation to investments

URL/Attachment

- URL
- Attachment

File Attachment

[BGA Responsible Investment Policy 2019 Final.pdf \[3650KB\]](#)

- Governance structure of organisational ESG responsibilities

URL/Attachment

- URL
- Attachment

File Attachment

[BGA Responsible Investment Policy 2019 Final.pdf \[3650KB\]](#)

- ESG incorporation approaches

URL/Attachment

- URL
- Attachment

File Attachment

[BGA Responsible Investment Policy 2019 Final.pdf \[3650KB\]](#)

Reporting

URL/Attachment

URL

Attachment

File Attachment

[BGA Responsible Investment Policy 2019 Final.pdf \[3650KB\]](#)

We do not publicly disclose any investment policy components

SG 03	Mandatory	Public	Core Assessed	General
-------	-----------	--------	---------------	---------

SG 03.1	Indicate if your organisation has a policy on managing potential conflicts of interest in the investment process.
---------	---

Yes

SG 03.2	Describe your policy on managing potential conflicts of interest in the investment process.
---------	---

Baker Gilmore has a number of well-established internal policies and procedures designed to ensure that conflicts of interest will be identified, properly managed and will ensure that we safeguard our clients' interests whenever possible.

On an annual basis, Personnel are required to sign a Personal Conduct Statement for the previous year. The Personal Conduct Statement is based on the CFA Institute Professional Conduct Statement which outlines the compliance with the CFA institute Code of Ethics, Standards of Professional Conduct and Rules of procedures of Professional Conduct.

No

Objectives and strategies

SG 05	Mandatory	Public	Gateway/Core Assessed	General
-------	-----------	--------	-----------------------	---------

SG 05.1

Indicate if and how frequently your organisation sets and reviews objectives for its responsible investment activities.

- Quarterly or more frequently
- Biannually
- Annually
- Less frequently than annually
- Ad-hoc basis
- It is not set/reviewed

Governance and human resources

SG 07

Mandatory

Public

Core Assessed

General

SG 07.1

Indicate the internal and/or external roles used by your organisation, and indicate for each whether they have oversight and/or implementation responsibilities for responsible investment.

Roles

- Board members or trustees
 - Oversight/accountability for responsible investment
 - Implementation of responsible investment
 - No oversight/accountability or implementation responsibility for responsible investment
- Internal Roles (triggers other options)

Select from the below internal roles

- Chief Executive Officer (CEO), Chief Investment Officer (CIO), Chief Operating Officer (COO), Investment Committee
 - Oversight/accountability for responsible investment
 - Implementation of responsible investment
 - No oversight/accountability or implementation responsibility for responsible investment
- Other Chief-level staff or head of department, specify
- Portfolio managers
 - Oversight/accountability for responsible investment
 - Implementation of responsible investment
 - No oversight/accountability or implementation responsibility for responsible investment
- Investment analysts
 - Oversight/accountability for responsible investment
 - Implementation of responsible investment
 - No oversight/accountability or implementation responsibility for responsible investment
- Dedicated responsible investment staff
- Investor relations
- Other role, specify (1)
- Other role, specify (2)
- External managers or service providers

SG 07.3

Indicate the number of dedicated responsible investment staff your organisation has.

Number

0

Promoting responsible investment

SG 09

Mandatory

Public

Core Assessed

PRI 4,5

SG 09.1

Select the collaborative organisation and/or initiatives of which your organisation is a member or in which it participated during the reporting year, and the role you played.

Select all that apply

- Principles for Responsible Investment

Your organisation's role in the initiative during the reporting period (see definitions)

- Basic
- Moderate
- Advanced
- Asian Corporate Governance Association
- Australian Council of Superannuation Investors
- AVCA: Sustainability Committee
- France Invest – La Commission ESG
- BVCA – Responsible Investment Advisory Board
- CDP Climate Change
- CDP Forests
- CDP Water
- CFA Institute Centre for Financial Market Integrity
- Climate Action 100+
- Code for Responsible Investment in SA (CRISA)
- Council of Institutional Investors (CII)
- Eumedion
- Extractive Industries Transparency Initiative (EITI)
- ESG Research Australia
- Invest Europe Responsible Investment Roundtable
- Global Investors Governance Network (GIGN)
- Global Impact Investing Network (GIIN)
- Global Real Estate Sustainability Benchmark (GRESB)
- Green Bond Principles
- HKVCA: ESG Committee
- Institutional Investors Group on Climate Change (IIGCC)
- Interfaith Center on Corporate Responsibility (ICCR)
- International Corporate Governance Network (ICGN)
- Investor Group on Climate Change, Australia/New Zealand (IGCC)
- International Integrated Reporting Council (IIRC)
- Investor Network on Climate Risk (INCR)/CERES
- Local Authority Pension Fund Forum
- Principles for Financial Action in the 21st Century
- Principles for Sustainable Insurance
- Regional or National Social Investment Forums (e.g. UKSIF, Eurosif, ASRIA, RIAA), specify
- Responsible Finance Principles in Inclusive Finance
- Shareholder Association for Research and Education (Share)
- United Nations Environmental Program Finance Initiative (UNEP FI)
- United Nations Global Compact
- Other collaborative organisation/initiative, specify
Réseau PRI Québec

Your organisation's role in the initiative during the reporting year (see definitions)

- Basic
- Moderate
- Advanced
- Other collaborative organisation/initiative, specify
- Other collaborative organisation/initiative, specify
- Other collaborative organisation/initiative, specify

SG 10

Mandatory

Public

Core Assessed

PRI 4

SG 10.1

Indicate if your organisation promotes responsible investment, independently of collaborative initiatives.

- Yes

SG 10.2

Indicate the actions your organisation has taken to promote responsible investment independently of collaborative initiatives. Provide a description of your role in contributing to the objectives of the selected action and the typical frequency of your participation/contribution.

- Provided or supported education or training programmes (this includes peer to peer RI support) Your education or training may be for clients, investment managers, actuaries, broker/dealers, investment consultants, legal advisers etc.)
- Provided financial support for academic or industry research on responsible investment
- Provided input and/or collaborated with academia on RI related work
- Encouraged better transparency and disclosure of responsible investment practices across the investment industry

Description

We encouraged better transparency and disclosure of responsible investment practices across the investment industry (with issuers, roadshows, etc.).

Frequency of contribution

- Quarterly or more frequently
- Biannually
- Annually
- Less frequently than annually
- Ad hoc
- Other
- Spoke publicly at events and conferences to promote responsible investment
- Wrote and published in-house research papers on responsible investment
- Encouraged the adoption of the PRI

Description

We encouraged the adoption of the PRI with existing relationships.

Frequency of contribution

- Quarterly or more frequently
- Biannually
- Annually
- Less frequently than annually
- Ad hoc
- Other
- Responded to RI related consultations by non-governmental organisations (OECD, FSB etc.)
- Wrote and published articles on responsible investment in the media
- A member of PRI advisory committees/ working groups, specify
- On the Board of, or officially advising, other RI organisations (e.g. local SIFs)
- Other, specify
- No

Outsourcing to fiduciary managers and investment consultants

SG 12

Mandatory

Public

Core Assessed

PRI 4

New selection options have been added to this indicator. Please review your prefilled responses carefully.

SG 12.1

Indicate whether your organisation uses investment consultants.

- Yes, we use investment consultants
- No, we do not use investment consultants.

ESG issues in asset allocation

SG 13

Mandatory

Public

Descriptive

PRI 1

SG 13.1

Indicate whether the organisation carries out scenario analysis and/or modelling, and if it does, provide a description of the scenario analysis (by asset class, sector, strategic asset allocation, etc.).

- Yes, in order to assess future ESG factors
- Yes, in order to assess future climate-related risks and opportunities
- No, our organisation does not currently carry out scenario analysis and/or modelling

Communication

SG 19

Mandatory

Public

Core Assessed

PRI 2, 6

SG 19.1

Indicate whether your organisation typically discloses asset class specific information proactively. Select the frequency of the disclosure to clients/beneficiaries and the public, and provide a URL to the public information.

Fixed income

Do you disclose?

- We do not disclose to either clients/beneficiaries or the public.
- We disclose to clients/beneficiaries only.
- We disclose to the public

Disclosure to clients/beneficiaries	
	<p>Disclosure to clients/beneficiaries</p> <ul style="list-style-type: none"> <input checked="" type="radio"/> Broad approach to RI incorporation <input type="radio"/> Detailed explanation of RI incorporation strategy used
	<p>Frequency</p> <ul style="list-style-type: none"> <input type="checkbox"/> Quarterly <input type="checkbox"/> Biannually <input checked="" type="checkbox"/> Annually <input type="checkbox"/> Less frequently than annually <input type="checkbox"/> Ad hoc/when requested

Baker Gilmore & Associates

Reported Information

Public version

Direct - Fixed Income

PRI disclaimer

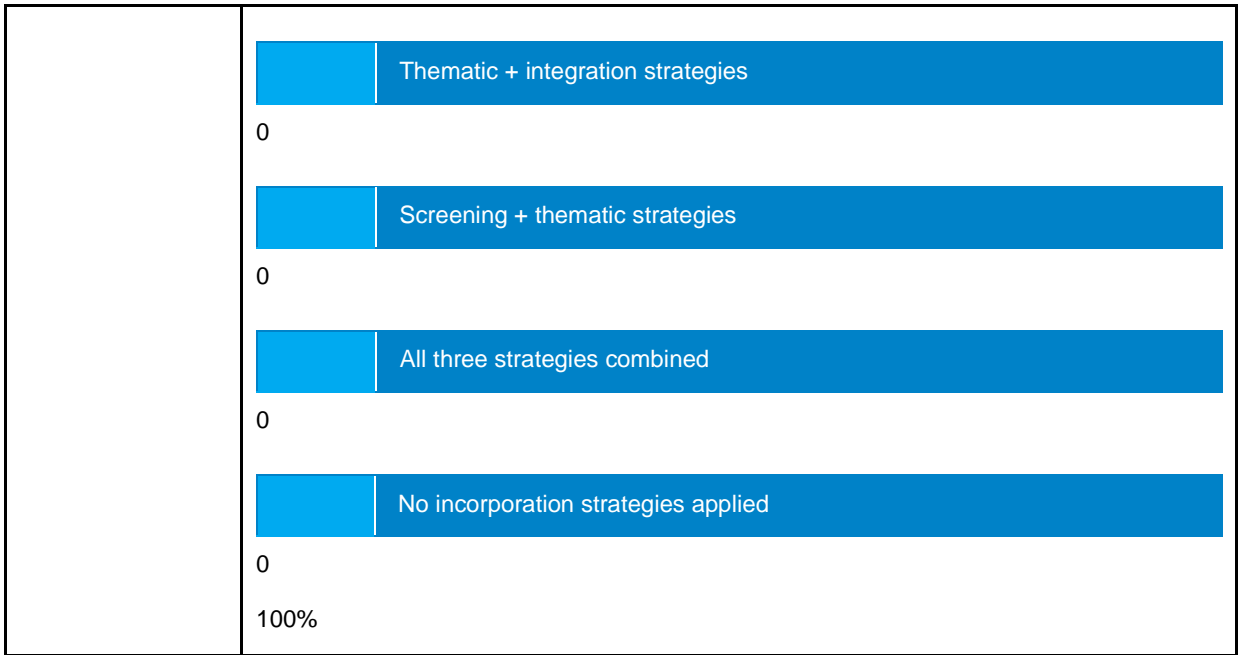
This document presents information reported directly by signatories. This information has not been audited by the PRI Secretariat or any other party acting on their behalf. While this information is believed to be reliable, no representations or warranties are made as to the accuracy of the information presented, and no responsibility or liability can be accepted for any error or omission.

ESG incorporation in actively managed fixed income

Implementation processes

FI 01	Mandatory	Public	Gateway	PRI 1
FI 01.1	Indicate (1) Which ESG incorporation strategy and/or combination of strategies you apply to your actively managed fixed income investments; and (2) The proportion (+/- 5%) of your total actively managed fixed income investments each strategy applies to.			

SSA	<table border="1"> <thead> <tr> <th>Strategy</th> <th>Percentage</th> </tr> </thead> <tbody> <tr> <td>Screening alone</td> <td>0</td> </tr> <tr> <td>Thematic alone</td> <td>0</td> </tr> <tr> <td>Integration alone</td> <td>95</td> </tr> <tr> <td>Screening + integration strategies</td> <td>5</td> </tr> <tr> <td>Thematic + integration strategies</td> <td>0</td> </tr> <tr> <td>Screening + thematic strategies</td> <td>0</td> </tr> <tr> <td>All three strategies combined</td> <td>0</td> </tr> <tr> <td>No incorporation strategies applied</td> <td>0</td> </tr> <tr> <td>Total (any strategy)</td> <td>100%</td> </tr> </tbody> </table>	Strategy	Percentage	Screening alone	0	Thematic alone	0	Integration alone	95	Screening + integration strategies	5	Thematic + integration strategies	0	Screening + thematic strategies	0	All three strategies combined	0	No incorporation strategies applied	0	Total (any strategy)	100%
Strategy	Percentage																				
Screening alone	0																				
Thematic alone	0																				
Integration alone	95																				
Screening + integration strategies	5																				
Thematic + integration strategies	0																				
Screening + thematic strategies	0																				
All three strategies combined	0																				
No incorporation strategies applied	0																				
Total (any strategy)	100%																				
Corporate (financial)	<table border="1"> <thead> <tr> <th>Strategy</th> <th>Percentage</th> </tr> </thead> <tbody> <tr> <td>Screening alone</td> <td>0</td> </tr> <tr> <td>Thematic alone</td> <td>0</td> </tr> <tr> <td>Integration alone</td> <td>95</td> </tr> <tr> <td>Screening + integration strategies</td> <td>5</td> </tr> </tbody> </table>	Strategy	Percentage	Screening alone	0	Thematic alone	0	Integration alone	95	Screening + integration strategies	5										
Strategy	Percentage																				
Screening alone	0																				
Thematic alone	0																				
Integration alone	95																				
Screening + integration strategies	5																				



Corporate (non-financial)	Screening alone	0
	Thematic alone	0
	Integration alone	95
	Screening + integration strategies	5
	Thematic + integration strategies	0
	Screening + thematic strategies	0
	All three strategies combined	0
	No incorporation strategies applied	0
		100%
Securitised	Screening alone	0
	Thematic alone	0
	Integration alone	95
	Screening + integration strategies	5

	Thematic + integration strategies	0
	Screening + thematic strategies	0
	All three strategies combined	0
	No incorporation strategies applied	0
		100%

FI 01.2 Describe your reasons for choosing a particular ESG incorporation strategy and how combinations of strategies are used.

The firm has a fiduciary responsibility to monitor its clients' portfolio investments and is committed to ensure that the selected issuers are well managed organizations.

ESG risks are embedded as part of Baker Gilmore investment process. For some mandates, negative screens are added to exclude certain companies.

FI 03	Mandatory	Public	Additional Assessed	PRI 1
--------------	------------------	---------------	----------------------------	--------------

FI 03.1 Indicate how you ensure that your ESG research process is robust:

- Comprehensive ESG research is undertaken internally to determine companies' activities; and products and/or services
- Issuers are given the opportunity by you or your research provider to review ESG research on them and correct inaccuracies
- Issuer information and/or ESG ratings are updated regularly to ensure ESG research is accurate
- Internal audits and regular reviews of ESG research are undertaken in a systematic way.
- A materiality/sustainability framework is created and regularly updated that includes all the key ESG risks and opportunities for each sector/country.
- Other, specify
- None of the above

FI 03.2 Describe how your ESG information or analysis is shared among your investment team.

- ESG information is held within a centralised database and is accessible to all investment staff
- ESG information is displayed on front office research platforms
- ESG information is a standard item on all individual issuer summaries, research notes, ‘tear sheets’, or similar documents
- Investment staff are required to discuss ESG information on issuers as a standard item during investment committee meetings
- Records capture how ESG information and research was incorporated into investment decisions
- Other, specify
- None of the above

(A) Implementation: Screening

FI 04 **Mandatory** **Public** **Gateway** **PRI 1**

FI 04.1 Indicate the type of screening you conduct.

Select all that apply

	SSA	Corporate (financial)	Corporate (non-financial)	Securitised
Negative/exclusionary screening	<input checked="" type="checkbox"/>	<input checked="" type="checkbox"/>	<input checked="" type="checkbox"/>	<input checked="" type="checkbox"/>
Positive/best-in-class screening	<input type="checkbox"/>	<input type="checkbox"/>	<input type="checkbox"/>	<input type="checkbox"/>
Norms-based screening	<input type="checkbox"/>	<input type="checkbox"/>	<input type="checkbox"/>	<input type="checkbox"/>

FI 04.2 Describe your approach to screening for internally managed active fixed income

Baker Gilmore currently manages several SRI mandates. Those funds are invested in accordance with ESG Standards set out in the mandates' Investment Policy. For specific clients, ESG screens are included in the internally developed guidelines database. Sustainalytics supplies Baker Gilmore with ESG screens for the Canadian bond market.

FI 06 **Mandatory** **Public** **Core Assessed** **PRI 1**

FI 06.1 Indicate which systems your organisation has to ensure that fund screening criteria are not breached in fixed income investments.

Type of screening	Checks
Negative/exclusionary screening	<input checked="" type="checkbox"/> Analysis is performed to ensure that issuers meet screening criteria <input checked="" type="checkbox"/> We ensure that data used for the screening criteria is updated at least once a year. <input checked="" type="checkbox"/> Automated IT systems prevent our portfolio managers from investing in excluded issuers or bonds that do not meet screening criteria <input checked="" type="checkbox"/> Audits of fund holdings are undertaken yearly by internal audit or compliance functions <input type="checkbox"/> Other, specify <input type="checkbox"/> None of the above

(C) Implementation: Integration

FI 10	Mandatory	Public	Descriptive	PRI 1
-------	-----------	--------	-------------	-------

FI 10.1	Describe your approach to integrating ESG into traditional financial analysis.
---------	--

Baker Gilmore's investment process combines fundamentally-driven, subjective forecasting of the key factors driving bond returns with a rigorous approach to portfolio construction and implementation to meet client risk and return objectives. ESG risks and constraints are integrated in the investment process, through both top-down and bottom-up analysis:

- Top-down:** Baker Gilmore has identified a variety of economic and market data that are used to generate its forecasts and to evaluate market conditions. Interest rates and sector spreads are forecasted, as these are the factors that Baker Gilmore believes to be the dominant influences on portfolio performance. The investment team forecasts these factors through a subjective evaluation of macroeconomic data which contains ESG inputs such as demographics, geopolitics conflicts, regulations, technological innovation, resource scarcity, etc.
- Bottom-up:** Once top-down portfolio exposures have been determined, individual securities are purchased or sold to achieve target positions. For corporate bond security selection, Baker Gilmore's bottom-up fundamental research process focuses on determining credit risk. Risk factors that are analyzed include: management quality, business model, cash flow, bond covenants, industry and red flags. ESG risks are integrated in these key risk factors.

FI 10.2	Describe how your ESG integration approach is adapted to each of the different types of fixed income you invest in.
---------	---

	SSA
--	-----

For SSA issuers, ESG factors are integrated in Baker Gilmore top-down analysis such as demographics, geopolitics conflicts, regulations, technological innovation, etc.

Corporate (financial)

Baker Gilmore's bottom-up fundamental research process focuses on determining credit risk. Risk factors that are analyzed include: management quality, business model, cash flow, bond covenants, industry and red flags. ESG risks are embedded in these risk factors.

Corporate (non-financial)

Baker Gilmore's bottom-up fundamental research process focuses on determining credit risk. Risk factors that are analyzed include: management quality, business model, cash flow, bond covenants, industry and red flags. ESG risks are embedded in these risk factors.

Securitized

Baker Gilmore's bottom-up fundamental research process focuses on determining credit risk. Risk factors that are analyzed include: management quality, business model, cash flow, bond covenants, industry and red flags. ESG risks are embedded in these risk factors.

FI 11	Mandatory	Public	Core Assessed	PRI 1
-------	-----------	--------	---------------	-------

FI 11.1	Indicate how ESG information is typically used as part of your investment process.
---------	--

Select all that apply

	SSA	Corporate (financial)	Corporate (non-financial)	Securitised
ESG analysis is integrated into fundamental analysis	<input checked="" type="checkbox"/>	<input checked="" type="checkbox"/>	<input checked="" type="checkbox"/>	<input checked="" type="checkbox"/>
ESG analysis is used to adjust the internal credit assessments of issuers.	<input checked="" type="checkbox"/>	<input checked="" type="checkbox"/>	<input checked="" type="checkbox"/>	<input checked="" type="checkbox"/>
ESG analysis is used to adjust forecasted financials and future cash flow estimates.	<input type="checkbox"/>	<input type="checkbox"/>	<input type="checkbox"/>	<input type="checkbox"/>
ESG analysis impacts the ranking of an issuer relative to a chosen peer group.	<input checked="" type="checkbox"/>	<input checked="" type="checkbox"/>	<input checked="" type="checkbox"/>	<input checked="" type="checkbox"/>
An issuer's ESG bond spreads and its relative value versus its sector peers are analysed to find out if all risks are priced in.	<input checked="" type="checkbox"/>	<input checked="" type="checkbox"/>	<input checked="" type="checkbox"/>	<input checked="" type="checkbox"/>
The impact of ESG analysis on bonds of an issuer with different durations/maturities are analysed.	<input checked="" type="checkbox"/>	<input checked="" type="checkbox"/>	<input checked="" type="checkbox"/>	<input checked="" type="checkbox"/>
Sensitivity analysis and scenario analysis are applied to valuation models to compare the difference between base-case and ESG-integrated security valuation.	<input type="checkbox"/>	<input type="checkbox"/>	<input type="checkbox"/>	<input type="checkbox"/>
ESG analysis is integrated into portfolio weighting decisions.	<input checked="" type="checkbox"/>	<input checked="" type="checkbox"/>	<input checked="" type="checkbox"/>	<input checked="" type="checkbox"/>
Companies, sectors, countries and currency and monitored for changes in ESG exposure and for breaches of risk limits.	<input type="checkbox"/>	<input type="checkbox"/>	<input type="checkbox"/>	<input type="checkbox"/>
The ESG profile of portfolios is examined for securities with high ESG risks and assessed relative to the ESG profile of a benchmark.	<input type="checkbox"/>	<input type="checkbox"/>	<input type="checkbox"/>	<input type="checkbox"/>
Other, specify in Additional Information	<input type="checkbox"/>	<input type="checkbox"/>	<input type="checkbox"/>	<input type="checkbox"/>

FI 12	Mandatory	Public	Additional Assessed	PRI 1
-------	-----------	--------	---------------------	-------

FI 12.1	Indicate the extent to which ESG issues are reviewed in your integration process.
---------	---

	Environment	Social	Governance
SSA	<input checked="" type="radio"/> Environmental <input type="radio"/> Systematically <input type="radio"/> Occasionally <input type="radio"/> Not at all	<input checked="" type="radio"/> Social <input type="radio"/> Systematically <input type="radio"/> Occasionally <input type="radio"/> Not at all	<input checked="" type="radio"/> Governance <input type="radio"/> Systematically <input type="radio"/> Occasionally <input type="radio"/> Not at all
Corporate (financial)	<input checked="" type="radio"/> Environmental <input type="radio"/> Systematically <input type="radio"/> Occasionally <input type="radio"/> Not at all	<input checked="" type="radio"/> Social <input type="radio"/> Systematically <input type="radio"/> Occasionally <input type="radio"/> Not at all	<input checked="" type="radio"/> Governance <input type="radio"/> Systematically <input type="radio"/> Occasionally <input type="radio"/> Not at all
Corporate (non-financial)	<input checked="" type="radio"/> Environmental <input type="radio"/> Systematically <input type="radio"/> Occasionally <input type="radio"/> Not at all	<input checked="" type="radio"/> Social <input type="radio"/> Systematically <input type="radio"/> Occasionally <input type="radio"/> Not at all	<input checked="" type="radio"/> Governance <input type="radio"/> Systematically <input type="radio"/> Occasionally <input type="radio"/> Not at all
Securitized	<input checked="" type="radio"/> Environmental <input type="radio"/> Systematically <input type="radio"/> Occasionally <input type="radio"/> Not at all	<input checked="" type="radio"/> Social <input type="radio"/> Systematically <input type="radio"/> Occasionally <input type="radio"/> Not at all	<input checked="" type="radio"/> Governance <input type="radio"/> Systematically <input type="radio"/> Occasionally <input type="radio"/> Not at all

FI 12.2 Please provide more detail on how you review E, S and/or G factors in your integration process.

SSA

For SSA analysis, ESG factors are integrated in Baker Gilmore top-down analysis. We include ESG inputs to generate our top-down views such as demographics, geopolitics conflicts, regulations, technological innovation, etc.

Baker Gilmore's bottom-up fundamental research process focuses on determining credit risk. Any ESG risk factors that would affect credit capabilities of a government entity are included in our credit analysis.

Corporate (financial)

Baker Gilmore's bottom-up fundamental research process focuses on determining credit risk. Risk factors that are analyzed include: management quality, business model, cash flow, bond covenants, industry and red flags. ESG risks are embedded in these risk factors.

Baker Gilmore's bottom-up fundamental research process focuses on determining credit risk. Any ESG risk factors that would affect credit capabilities of a corporate security are included in our credit analysis.

Corporate (non-financial)

Baker Gilmore's bottom-up fundamental research process focuses on determining credit risk. Risk factors that are analyzed include: management quality, business model, cash flow, bond covenants, industry and red flags. ESG risks are embedded in these risk factors.

Baker Gilmore's bottom-up fundamental research process focuses on determining credit risk. Any ESG risk factors that would affect credit capabilities of a corporate security are included in our credit analysis.

Securitized

Baker Gilmore's bottom-up fundamental research process focuses on determining credit risk. Risk factors that are analyzed include: management quality, business model, cash flow, bond covenants, industry and red flags. ESG risks are embedded in these risk factors.

Baker Gilmore's bottom-up fundamental research process focuses on determining credit risk. Any ESG risk factors that would affect credit capabilities of a corporate security are included in our credit analysis.

Baker Gilmore & Associates

Reported Information

Public version

Confidence building measures

PRI disclaimer

This document presents information reported directly by signatories. This information has not been audited by the PRI Secretariat or any other party acting on their behalf. While this information is believed to be reliable, no representations or warranties are made as to the accuracy of the information presented, and no responsibility or liability can be accepted for any error or omission.

Confidence building measures

CM1 01	Mandatory	Public	Additional Assessed	General
--------	-----------	--------	---------------------	---------

CM1 01.1 Indicate whether the reported information you have provided for your PRI Transparency Report this year has undergone:

- Third party assurance over selected responses from this year's PRI Transparency Report
- Third party assurance over data points from other sources that have subsequently been used in your PRI responses this year
- Third party assurance or audit of the correct implementation of RI processes (that have been reported to the PRI this year)
- Internal audit of the correct implementation of RI processes and/or accuracy of RI data (that have been reported to the PRI this year)
- Internal verification of responses before submission to the PRI (e.g. by the CEO or the board)
 - Whole PRI Transparency Report has been internally verified
 - Selected data has been internally verified
- Other, specify
- None of the above

CM1 02	Mandatory	Public	Descriptive	General
--------	-----------	--------	-------------	---------

CM1 02.1 We undertook third party assurance on last year's PRI Transparency Report

- Whole PRI Transparency Report was assured last year
- Selected data was assured in last year's PRI Transparency Report
- We did not assure last year's PRI Transparency report
- None of the above, we were in our preparation year and did not report last year.

CM1 03	Mandatory	Public	Descriptive	General
--------	-----------	--------	-------------	---------

CM1 03.1 We undertake confidence building measures that are unspecific to the data contained in our PRI Transparency Report:

- We adhere to an RI certification or labelling scheme
- We carry out independent/third party assurance over a whole public report (such as a sustainability report) extracts of which are included in this year's PRI Transparency Report
- ESG audit of holdings
- Other, specify
- None of the above

CM1 04	Mandatory	Public	Descriptive	General
--------	-----------	--------	-------------	---------

CM1 04.1 Do you plan to conduct third party assurance of this year's PRI Transparency report?

- Whole PRI Transparency Report will be assured
- Selected data will be assured
- We do not plan to assure this year's PRI Transparency report

CM1 07

Mandatory

Public

Descriptive

General

CM1 07.1

Indicate who has reviewed/verified internally the whole - or selected data of the - PRI Transparency Report . and if this applies to selected data please specify what data was reviewed

Who has conducted the verification

- CEO or other Chief-Level staff

Sign-off or review of responses

- Sign-off
- Review of responses
- The Board
- Investment Committee
- Compliance Function
- RI/ESG Team
- Investment Teams
- Legal Department
- Other (specify)