



LEA 02	Disclosures: Mandatory	Reason for Interaction	Principle: PRI 1, 2, 3
Individual/ internal staff engagements	<p><input checked="" type="checkbox"/> To support investment decision-making in a company's business</p> <p><input checked="" type="checkbox"/> To influence corporate transition or identify the need for a transition</p> <p><input checked="" type="checkbox"/> To engage investor ESG advisors</p> <p><input type="checkbox"/> Other: specify</p> <p><input type="checkbox"/> We do not engage in internal staff</p>	<p><input checked="" type="checkbox"/> To support investment decision-making in a company's business</p> <p><input checked="" type="checkbox"/> To influence corporate transition or identify the need for a transition</p> <p><input checked="" type="checkbox"/> To engage investor ESG advisors</p> <p><input type="checkbox"/> Other: specify</p> <p><input type="checkbox"/> We do not engage in collaborative engagements</p>	
Collaborative engagements	<p><input type="checkbox"/> To support investment decision-making in a company's business</p> <p><input type="checkbox"/> To influence corporate transition or identify the need for a transition</p> <p><input type="checkbox"/> To engage investor ESG advisors</p> <p><input type="checkbox"/> Other: specify</p> <p><input type="checkbox"/> We do not engage in collaborative engagements</p>	<p><input type="checkbox"/> To support investment decision-making in a company's business</p> <p><input type="checkbox"/> To influence corporate transition or identify the need for a transition</p> <p><input type="checkbox"/> To engage investor ESG advisors</p> <p><input type="checkbox"/> Other: specify</p> <p><input type="checkbox"/> We do not engage in collaborative engagements</p>	
Service provider engagements	<p><input type="checkbox"/> To support investment decision-making in a company's business</p> <p><input type="checkbox"/> To influence corporate transition or identify the need for a transition</p> <p><input type="checkbox"/> To engage investor ESG advisors</p> <p><input type="checkbox"/> Other: specify</p> <p><input type="checkbox"/> We do not engage in collaborative engagements</p>	<p><input type="checkbox"/> To support investment decision-making in a company's business</p> <p><input type="checkbox"/> To influence corporate transition or identify the need for a transition</p> <p><input type="checkbox"/> To engage investor ESG advisors</p> <p><input type="checkbox"/> Other: specify</p> <p><input type="checkbox"/> We do not engage in collaborative engagements</p>	

RI TRANSPARENCY REPORT

2020

JK Capital Management Limited

About this report

The PRI Reporting Framework is a key step in the journey towards building a common language and industry standard for reporting responsible investment (RI) activities. This RI Transparency Report is one of the key outputs of this Framework. Its primary objective is to enable signatory transparency on RI activities and facilitate dialogue between investors and their clients, beneficiaries and other stakeholders. A copy of this report will be publicly disclosed for all reporting signatories on the [PRI website](#), ensuring accountability of the PRI Initiative and its signatories.

This report is an export of the individual Signatory organisation's response to the PRI during the 2020 reporting cycle. It includes their responses to mandatory indicators, as well as responses to voluntary indicators the signatory has agreed to make public. The information is presented exactly as it was reported. Where an indicator offers a response option that is multiple-choice, all options that were available to the signatory to select are presented in this report. Presenting the information exactly as reported is a result of signatory feedback which suggested the PRI not summarise the information. As a result, the reports can be extensive. However, to help easily locate information, there is a **Principles index** which highlights where the information can be found and summarises the indicators that signatories complete and disclose.

Understanding the Principles Index

The Principles Index summarises the response status for the individual indicators and modules and shows how these relate to the six [Principles for Responsible Investment](#). It can be used by stakeholders as an 'at-a-glance' summary of reported information and to identify particular themes or areas of interest.

Indicators can refer to one or more Principles. Some indicators are not specific to any Principle. These are highlighted in the 'General' column. When multiple Principles are covered across numerous indicators, in order to avoid repetition, only the main Principle covered is highlighted.

All indicators within a module are presented below. The status of indicators is shown with the following symbols:

Symbol	Status
✓	The signatory has completed all mandatory parts of this indicator
☑	The signatory has completed some parts of this indicator
🔒	This indicator was not relevant for this signatory
-	The signatory did not complete any part of this indicator
Ⓜ	The signatory has flagged this indicator for internal review

Within the table, indicators marked in blue are mandatory to complete. Indicators marked in grey are voluntary to complete.

Principles Index

Organisational Overview				Principle						General
Indicator	Short description	Status	Disclosure	1	2	3	4	5	6	
OO TG		🔒	n/a							
OO 01	Signatory category and services	✓	Public							✓
OO 02	Headquarters and operational countries	✓	Public							✓
OO 03	Subsidiaries that are separate PRI signatories	✓	Public							✓
OO 04	Reporting year and AUM	✓	Public							✓
OO 05	Breakdown of AUM by asset class	✓	Asset mix disclosed in OO 06							✓
OO 06	How would you like to disclose your asset class mix	✓	Public							✓
OO 07	Fixed income AUM breakdown	✓	Private							✓
OO 08	Segregated mandates or pooled funds	🔒	n/a							✓
OO 09	Breakdown of AUM by market	✓	Public							✓
OO 10	Active ownership practices for listed assets	✓	Public							✓
OO 11	ESG incorporation practices for all assets	✓	Public							✓
OO 12	Modules and sections required to complete	✓	Public							✓
OO LE 01	Breakdown of listed equity investments by passive and active strategies	✓	Public							✓
OO LE 02	Reporting on strategies that are <10% of actively managed listed equities	🔒	n/a							✓
OO FI 01	Breakdown of fixed income investments by passive and active strategies	✓	Public							✓
OO FI 02	Reporting on strategies that are <10% of actively managed fixed income	🔒	n/a							✓
OO FI 03	Fixed income breakdown by market and credit quality	✓	Public							✓
OO SAM 01	Breakdown of externally managed investments by passive and active strategies	🔒	n/a							✓
OO PE 01	Breakdown of private equity investments by strategy	🔒	n/a							✓
OO PE 02	Typical level of ownership in private equity investments	🔒	n/a							✓
OO PR 01	Breakdown of property investments	🔒	n/a							✓
OO PR 02	Breakdown of property assets by management	🔒	n/a							✓
OO PR 03	Largest property types	🔒	n/a							✓
OO INF 01	Breakdown of infrastructure investments	🔒	n/a							✓
OO INF 02	Breakdown of infrastructure assets by management	🔒	n/a							✓
OO INF 03	Largest infrastructure sectors	🔒	n/a							✓
OO HF 01	Breakdown of hedge funds investments by strategies	🔒	n/a							✓
OO End	Module confirmation page	✓	-							

CCStrategy and Governance				Principle						General
Indicator	Short description	Status	Disclosure	1	2	3	4	5	6	
SG 01	RI policy and coverage	✓	Public							✓
SG 01 CC	Climate risk	✓	Private							✓
SG 02	Publicly available RI policy or guidance documents	✓	Public						✓	
SG 03	Conflicts of interest	✓	Public							✓
SG 04	Identifying incidents occurring within portfolios	✓	Private							✓
SG 05	RI goals and objectives	✓	Public							✓
SG 06	Main goals/objectives this year	✓	Private							✓
SG 07	RI roles and responsibilities	✓	Public							✓
SG 07 CC	Climate-issues roles and responsibilities	✓	Private							✓
SG 08	RI in performance management, reward and/or personal development	✓	Private							✓
SG 09	Collaborative organisations / initiatives	✓	Public				✓	✓		
SG 09.2	Assets managed by PRI signatories	🔒	n/a	✓						
SG 10	Promoting RI independently	✓	Public				✓			
SG 11	Dialogue with public policy makers or standard setters	✓	Private				✓	✓	✓	
SG 12	Role of investment consultants/fiduciary managers	✓	Public				✓			
SG 13	ESG issues in strategic asset allocation	✓	Public	✓						
SG 13 CC		🔒	n/a							✓
SG 14	Long term investment risks and opportunity	✓	Private	✓						
SG 14 CC		✓	Private							✓
SG 15	Allocation of assets to environmental and social themed areas	✓	Private	✓						
SG 16	ESG issues for internally managed assets not reported in framework	🔒	n/a							✓
SG 17	ESG issues for externally managed assets not reported in framework	🔒	n/a							✓
SG 18	Innovative features of approach to RI	✓	Private							✓
SG 19	Communication	✓	Public		✓				✓	
SG End	Module confirmation page	✓	-							

Direct - Listed Equity Incorporation				Principle						General
Indicator	Short description	Status	Disclosure	1	2	3	4	5	6	
LEI 01	Percentage of each incorporation strategy	✓	Public	✓						
LEI 02	Type of ESG information used in investment decision	✓	Private	✓						
LEI 03	Information from engagement and/or voting used in investment decision-making	✓	Private	✓						
LEI 04	Types of screening applied	✓	Public	✓						
LEI 05	Processes to ensure screening is based on robust analysis	✓	Public	✓						
LEI 06	Processes to ensure fund criteria are not breached	✓	Private	✓						
LEI 07	Types of sustainability thematic funds/mandates	🔒	n/a	✓						
LEI 08	Review ESG issues while researching companies/sectors	✓	Public	✓						
LEI 09	Processes to ensure integration is based on robust analysis	✓	Public	✓						
LEI 10	Aspects of analysis ESG information is integrated into	✓	Private	✓						
LEI 11	ESG issues in index construction	🔒	n/a	✓						
LEI 12	How ESG incorporation has influenced portfolio composition	✓	Private	✓						
LEI 13	Examples of ESG issues that affected your investment view / performance	-	n/a	✓						
LEI End	Module confirmation page	✓	-							

Direct - Listed Equity Active Ownership				Principle						General
Indicator	Short description	Status	Disclosure	1	2	3	4	5	6	
LEA 01	Description of approach to engagement	✓	Public		✓					
LEA 02	Reasoning for interaction on ESG issues	✓	Public	✓	✓	✓				
LEA 03	Process for identifying and prioritising engagement activities	✓	Public		✓					
LEA 04	Objectives for engagement activities	✓	Public		✓					
LEA 05	Process for identifying and prioritising collaborative engagement	✓	Public		✓					
LEA 06	Role in engagement process	✓	Public		✓		✓			
LEA 07	Share insights from engagements with internal/external managers	✓	Private	✓	✓					
LEA 08	Tracking number of engagements	✓	Public		✓					
LEA 09	Number of companies engaged with, intensity of engagement and effort	✓	Private		✓					
LEA 10	Engagement methods	✓	Private		✓					
LEA 11	Examples of ESG engagements	-	n/a		✓					
LEA 12	Typical approach to (proxy) voting decisions	✓	Public		✓					
LEA 13	Percentage of voting recommendations reviewed	🔒	n/a		✓					
LEA 14	Securities lending programme	✓	Private		✓					
LEA 15	Informing companies of the rationale of abstaining/voting against management	✓	Public		✓					
LEA 16	Informing companies of the rationale of abstaining/voting against management	✓	Public		✓					
LEA 17	Percentage of (proxy) votes cast	✓	Public		✓					
LEA 18	Proportion of ballot items that were for/against/abstentions	✓	Private		✓					
LEA 19	Proportion of ballot items that were for/against/abstentions	✓	Public		✓					
LEA 20	Shareholder resolutions	✓	Private		✓					
LEA 21	Examples of (proxy) voting activities	-	n/a		✓					
LEA End	Module confirmation page	✓	-							

Direct - Fixed Income				Principle						General
Indicator	Short description	Status	Disclosure	1	2	3	4	5	6	
FI 01	Incorporation strategies applied	✓	Public	✓						
FI 02	ESG issues and issuer research	✓	Private	✓						
FI 03	Processes to ensure analysis is robust	✓	Public	✓						
FI 04	Types of screening applied	✓	Public	✓						
FI 05	Examples of ESG factors in screening process	-	n/a	✓						
FI 06	Screening - ensuring criteria are met	✓	Public	✓						
FI 07	Thematic investing - overview	🔒	n/a	✓						
FI 08	Thematic investing - themed bond processes	🔒	n/a	✓						
FI 09	Thematic investing - assessing impact	🔒	n/a	✓						
FI 10	Integration overview	✓	Public	✓						
FI 11	Integration - ESG information in investment processes	✓	Public	✓						
FI 12	Integration - E,S and G issues reviewed	✓	Public	✓						
FI 13	ESG incorporation in passive funds	🔒	n/a	✓						
FI 14	Engagement overview and coverage	🔒	n/a		✓					
FI 15	Engagement method	🔒	n/a	✓	✓					
FI 16	Engagement policy disclosure	🔒	n/a	✓	✓					
FI 17	Financial/ESG performance	✓	Private							✓
FI 18	Examples - ESG incorporation or engagement	-	n/a	✓	✓					
FI End	Module confirmation page	✓	-							

Confidence building measures				Principle						General
Indicator	Short description	Status	Disclosure	1	2	3	4	5	6	
CM1 01	Assurance, verification, or review	✓	Public							✓
CM1 02	Assurance of last year`s PRI data	✓	Public							✓
CM1 03	Other confidence building measures	✓	Public							✓
CM1 04	Assurance of this year`s PRI data	✓	Public							✓
CM1 05	External assurance	🔒	n/a							✓
CM1 06	Assurance or internal audit	🔒	n/a							✓
CM1 07	Internal verification	✓	Public							✓
CM1 01 End	Module confirmation page	✓	-							

JK Capital Management Limited

Reported Information

Public version

Organisational Overview

PRI disclaimer

This document presents information reported directly by signatories. This information has not been audited by the PRI Secretariat or any other party acting on their behalf. While this information is believed to be reliable, no representations or warranties are made as to the accuracy of the information presented, and no responsibility or liability can be accepted for any error or omission.

Basic information

OO 01

Mandatory

Public

Gateway/Peering

General

OO 01.1

Select the services and funds you offer

Select the services and funds you offer	% of asset under management (AUM) in ranges
Fund management	<input type="radio"/> 0% <input type="radio"/> <10% <input type="radio"/> 10-50% <input checked="" type="radio"/> >50%
Fund of funds, manager of managers, sub-advised products	<input type="radio"/> 0% <input type="radio"/> <10% <input checked="" type="radio"/> 10-50% <input type="radio"/> >50%
Other	<input checked="" type="radio"/> 0% <input type="radio"/> <10% <input type="radio"/> 10-50% <input type="radio"/> >50%
Total 100%	

Further options (may be selected in addition to the above)

- Hedge funds
- Fund of hedge funds

OO 02

Mandatory

Public

Peering

General

OO 02.1

Select the location of your organisation's headquarters.

Hong Kong SAR

OO 02.2

Indicate the number of countries in which you have offices (including your headquarters).

- 1
- 2-5
- 6-10
- >10

OO 02.3 Indicate the approximate number of staff in your organisation in full-time equivalents (FTE).

FTE

15

OO 03 **Mandatory** **Public** **Descriptive** **General**

OO 03.1 Indicate whether you have subsidiaries within your organisation that are also PRI signatories in their own right.

- Yes
- No

OO 03.3 Additional information. [Optional]

La Francaise Group, a 50% shareholder of JK Capital Management is also a PRI signatory.

OO 04 **Mandatory** **Public** **Gateway/Peering** **General**

OO 04.1 Indicate the year end date for your reporting year.

31/12/2019

OO 04.2 Indicate your total AUM at the end of your reporting year.

Include the AUM of subsidiaries, but exclude advisory/execution only assets, and exclude the assets of your PRI signatory subsidiaries that you have chosen not to report on in OO 03.2

	trillions	billions	millions	thousands	hundreds
Total AUM			205	062	965
Currency	USD				
Assets in USD			205	062	965

Not applicable as we are in the fund-raising process

OO 04.4 Indicate the assets which are subject to an execution and/or advisory approach. Provide this figure based on the end of your reporting year

	trillions	billions	millions	thousands	hundreds
Total AUM			76	721	511
Currency	USD				
Assets in USD			76	721	511

Not applicable as we do not have any assets under execution and/or advisory approach

OO 06	Mandatory	Public	Descriptive	General
-------	-----------	--------	-------------	---------

OO 06.1	Select how you would like to disclose your asset class mix.
---------	---

as percentage breakdown

	Internally managed (%)	Externally managed (%)
--	------------------------	------------------------

Listed equity	64.50	0
Fixed income	35.5	0
Private equity	0	0
Property	0	0
Infrastructure	0	0
Commodities	0	0
Hedge funds	0	0
Fund of hedge funds	0	0
Forestry	0	0
Farmland	0	0
Inclusive finance	0	0
Cash	0	0
Money market instruments	0	0
Other (1), specify	0	0
Other (2), specify	0	0

as broad ranges

OO 06.2

Publish asset class mix as per attached image [Optional].

OO 06.3

Indicate whether your organisation has any off-balance sheet assets [Optional].

- Yes
- No

OO 06.5

Indicate whether your organisation uses fiduciary managers.

- Yes, we use a fiduciary manager and our response to OO 5.1 is reflective of their management of our assets.
- No, we do not use fiduciary managers.

OO 09

Mandatory

Public

Peering

General

OO 09.1

Indicate the breakdown of your organisation's AUM by market.

Developed Markets

17.14

Emerging Markets

82.16

Frontier Markets

0.7

Other Markets

0

Total 100%

100%

Asset class implementation gateway indicators

OO 10

Mandatory

Public

Gateway

General

OO 10.1

Select the active ownership activities your organisation implemented in the reporting year.

Listed equity – engagement

- We engage with companies on ESG factors via our staff, collaborations or service providers.
- We do not engage directly and do not require external managers to engage with companies on ESG factors.

Listed equity – voting

- We cast our (proxy) votes directly or via dedicated voting providers
- We do not cast our (proxy) votes directly and do not require external managers to vote on our behalf

Fixed income SSA – engagement

- We engage with SSA bond issuers on ESG factors via our staff, collaborations or service providers.
- We do not engage directly and do not require external managers to engage with SSA bond issuers on ESG factors. Please explain why you do not.

Please explain why you do not engage directly and do not require external managers to engage with companies on ESG factors.

Engagement is not part of our Sustainability approach in Fixed Income environment

Fixed income Corporate (financial) – engagement

- We engage with companies on ESG factors via our staff, collaborations or service providers.
- We do not engage directly and do not require external managers to engage with companies on ESG factors. Please explain why you do not.

Please explain why you do not engage directly and do not require external managers to engage with companies on ESG factors.

Engagement is not part of our Sustainability approach in Fixed Income environment

Fixed income Corporate (non-financial) – engagement

- We engage with companies on ESG factors via our staff, collaborations or service providers.
- We do not engage directly and do not require external managers to engage with companies on ESG factors. Please explain why you do not.

Please explain why you do not engage directly and do not require external managers to engage with companies on ESG factors.

Engagement is not part of our Sustainability approach in Fixed Income environment

OO 11	Mandatory	Public	Gateway	General
-------	-----------	--------	---------	---------

OO 11.1

Select the internally managed asset classes in which you addressed ESG incorporation into your investment decisions and/or your active ownership practices (during the reporting year).

Listed equity

- We address ESG incorporation.
- We do not do ESG incorporation.

Fixed income - SSA

- We address ESG incorporation.
- We do not do ESG incorporation.

Fixed income - corporate (financial)

- We address ESG incorporation.
- We do not do ESG incorporation.

Fixed income - corporate (non-financial)

- We address ESG incorporation.
- We do not do ESG incorporation.

OO 12	Mandatory	Public	Gateway	General
-------	-----------	--------	---------	---------

OO 12.1

Below are all applicable modules or sections you may report on. Those which are mandatory to report (asset classes representing 10% or more of your AUM) are already ticked and read-only. Those which are voluntary to report on can be opted into by ticking the box.

Core modules

- Organisational Overview
- Strategy and Governance

RI implementation directly or via service providers**Direct - Listed Equity incorporation**

- Listed Equity incorporation

Direct - Listed Equity active ownership

- Engagements
- (Proxy) voting

Direct - Fixed Income

- Fixed income - SSA
- Fixed income - Corporate (financial)
- Fixed income - Corporate (non-financial)

Closing module

- Closing module

Peering questions**OO LE 01**

Mandatory to Report	Voluntary to Disclose

Public

Gateway

General

OO LE 01.1

Provide a breakdown of your internally managed listed equities by passive, active - quantitative (quant), active - fundamental and active - other strategies.

Percentage of internally managed listed equities

Passive

0

Active - quantitative (quant)

0

Active - fundamental and active - other

100

Total

100%

OO FI 01	Mandatory to Report Voluntary to Disclose	Public	Gateway	General
-----------------	--	---------------	----------------	----------------

OO FI 01.1 Provide a breakdown of your internally managed fixed income securities by active and passive strategies

SSA	<table border="1"> <tr> <td data-bbox="496 219 619 286"> </td> <td data-bbox="619 219 1476 286"> Passive </td> </tr> <tr> <td data-bbox="496 297 619 320"> 0 </td> <td></td> </tr> <tr> <td data-bbox="496 365 619 432"> </td> <td data-bbox="619 365 1476 432"> Active - quantitative (quant) </td> </tr> <tr> <td data-bbox="496 443 619 465"> 0 </td> <td></td> </tr> <tr> <td data-bbox="496 510 619 577"> </td> <td data-bbox="619 510 1476 577"> Active - fundamental and active - other </td> </tr> <tr> <td data-bbox="496 589 619 611"> 100 </td> <td></td> </tr> <tr> <td data-bbox="496 656 619 723"> </td> <td data-bbox="619 656 1476 723"> Total </td> </tr> <tr> <td data-bbox="496 734 619 757"> 100% </td> <td></td> </tr> </table>		Passive	0			Active - quantitative (quant)	0			Active - fundamental and active - other	100			Total	100%	
	Passive																
0																	
	Active - quantitative (quant)																
0																	
	Active - fundamental and active - other																
100																	
	Total																
100%																	
Corporate (financial)	<table border="1"> <tr> <td data-bbox="496 808 619 875"> </td> <td data-bbox="619 808 1476 875"> Passive </td> </tr> <tr> <td data-bbox="496 887 619 909"> 0 </td> <td></td> </tr> <tr> <td data-bbox="496 954 619 1021"> </td> <td data-bbox="619 954 1476 1021"> Active - quantitative (quant) </td> </tr> <tr> <td data-bbox="496 1032 619 1055"> 0 </td> <td></td> </tr> <tr> <td data-bbox="496 1099 619 1167"> </td> <td data-bbox="619 1099 1476 1167"> Active - fundamental and active - other </td> </tr> <tr> <td data-bbox="496 1178 619 1200"> 100 </td> <td></td> </tr> <tr> <td data-bbox="496 1245 619 1312"> </td> <td data-bbox="619 1245 1476 1312"> Total </td> </tr> <tr> <td data-bbox="496 1323 619 1346"> 100% </td> <td></td> </tr> </table>		Passive	0			Active - quantitative (quant)	0			Active - fundamental and active - other	100			Total	100%	
	Passive																
0																	
	Active - quantitative (quant)																
0																	
	Active - fundamental and active - other																
100																	
	Total																
100%																	
Corporate (non-financial)	<table border="1"> <tr> <td data-bbox="496 1397 619 1464"> </td> <td data-bbox="619 1397 1476 1464"> Passive </td> </tr> <tr> <td data-bbox="496 1476 619 1498"> 0 </td> <td></td> </tr> <tr> <td data-bbox="496 1543 619 1610"> </td> <td data-bbox="619 1543 1476 1610"> Active - quantitative (quant) </td> </tr> <tr> <td data-bbox="496 1621 619 1644"> 0 </td> <td></td> </tr> <tr> <td data-bbox="496 1688 619 1756"> </td> <td data-bbox="619 1688 1476 1756"> Active - fundamental and active - other </td> </tr> <tr> <td data-bbox="496 1767 619 1789"> 100 </td> <td></td> </tr> <tr> <td data-bbox="496 1834 619 1901"> </td> <td data-bbox="619 1834 1476 1901"> Total </td> </tr> <tr> <td data-bbox="496 1912 619 1935"> 100% </td> <td></td> </tr> </table>		Passive	0			Active - quantitative (quant)	0			Active - fundamental and active - other	100			Total	100%	
	Passive																
0																	
	Active - quantitative (quant)																
0																	
	Active - fundamental and active - other																
100																	
	Total																
100%																	

Update: this indicator has changed from "Mandatory to report, voluntary to disclose" to "Mandatory". **Your response to this indicator will be published in the Public Transparency Report.** This change is to enable improved analysis and peering.

OO FI 03.1	Indicate the approximate (+/- 5%) breakdown of your SSA investments, by developed markets and emerging markets.
-------------------	---

SSA		Developed markets
	1.25	
		Emerging markets
	98.75	
		Total
	100%	

OO FI 03.2	Indicate the approximate (+/- 5%) breakdown of your corporate and securitised investments by investment grade or high-yield securities.
-------------------	---

Type	Investment grade (+/- 5%)	High-yield (+/- 5%)	Total internally managed
Corporate (financial)	<input checked="" type="radio"/> >50% <input type="radio"/> 10-50% <input type="radio"/> <10% <input type="radio"/> 0%	<input type="radio"/> >50% <input checked="" type="radio"/> 10-50% <input type="radio"/> <10% <input type="radio"/> 0%	100%
Corporate (non-financial)	<input type="radio"/> >50% <input checked="" type="radio"/> 10-50% <input type="radio"/> <10% <input type="radio"/> 0%	<input checked="" type="radio"/> >50% <input type="radio"/> 10-50% <input type="radio"/> <10% <input type="radio"/> 0%	100%

	If you are invested in private debt and reporting on ratings is not relevant for you, please indicate below
--	---

OO FI 03.2 is not applicable as our internally managed fixed income assets are invested only in private debt.

JK Capital Management Limited

Reported Information

Public version

Strategy and Governance

PRI disclaimer

This document presents information reported directly by signatories. This information has not been audited by the PRI Secretariat or any other party acting on their behalf. While this information is believed to be reliable, no representations or warranties are made as to the accuracy of the information presented, and no responsibility or liability can be accepted for any error or omission.

Investment policy

SG 01

Mandatory

Public

Core Assessed

General

New selection options have been added to this indicator. Please review your prefilled responses carefully.

SG 01.1

Indicate if you have an investment policy that covers your responsible investment approach.

Yes

SG 01.2

Indicate the components/types and coverage of your policy.

Select all that apply

Policy components/types	Coverage by AUM
<input checked="" type="checkbox"/> Policy setting out your overall approach <input type="checkbox"/> Formalised guidelines on environmental factors <input type="checkbox"/> Formalised guidelines on social factors <input type="checkbox"/> Formalised guidelines on corporate governance factors <input type="checkbox"/> Fiduciary (or equivalent) duties <input type="checkbox"/> Asset class-specific RI guidelines <input type="checkbox"/> Sector specific RI guidelines <input checked="" type="checkbox"/> Screening / exclusions policy <input checked="" type="checkbox"/> Engagement policy <input checked="" type="checkbox"/> (Proxy) voting policy <input type="checkbox"/> Other, specify (1) <input type="checkbox"/> Other, specify(2)	<input type="radio"/> Applicable policies cover all AUM <input checked="" type="radio"/> Applicable policies cover a majority of AUM <input type="radio"/> Applicable policies cover a minority of AUM

SG 01.3

Indicate if the investment policy covers any of the following

- Your organisation's definition of ESG and/or responsible investment and it's relation to investments
- Your investment objectives that take ESG factors/real economy influence into account
- Time horizon of your investment
- Governance structure of organisational ESG responsibilities
- ESG incorporation approaches
- Active ownership approaches
- Reporting
- Climate change
- Understanding and incorporating client / beneficiary sustainability preferences
- Other RI considerations, specify (1)
- Other RI considerations, specify (2)

SG 01.4

Describe your organisation's investment principles and overall investment strategy, interpretation of fiduciary (or equivalent) duties, and how they consider ESG factors and real economy impact.

The firms' management style is based on convictions and completely benchmark agnostic. Portfolios are constructed following a disciplined bottom-up process that combines:

- Quantitative filters
- Qualitative analysis
- On site due diligence
- Regular contact with companies
- Careful attention to corporate governance.

JKC's expertise relies on its extensive track record and its constant engagement on the ground with the companies it covers (the team of 8 investment professionals have over 700 company meetings every year).

We are following a rigorous Due Diligence process through on-site visits, a careful attention paid to corporate governance, numerous channel checks combined with a bottom-up process combining quantitative filters and qualitative analysis. Quality of Corporate Governance has always been the bedrock of JK Capital's investment approach. We have increasingly incorporated an E and S consideration to claim a full ESG integration.

By being signatories of Board Diversity Hong Kong Initiative, our aim is to build a constructive relationship with company Boards and Management to foster a greater awareness and acceptance of the business value of diversity

SG 01.5

Provide a brief description of the key elements, any variations or exceptions to your investment policy that covers your responsible investment approach. [Optional]

JKC's investment policy revolves around fundamental bottom up stock picking based on strict due diligence criteria among which key elements of corporate governance dominate, including but not limited to corporate transparency, a high level of disclosure in the financial statements, easy access to management, to employees, to offices and factories, long term sustainability of the business model, a strong emphasis on social governance including increasing usage of renewable and/or clean energy and of water treatment facilities and efforts to achieve board diversity.

Our Responsible investment approach is also determined by the following principles:

Materiality impact : ESG does not follow the principle of "one size fits all". We believe at JK Capital that it is not relevant to look at the same indicators to assess all companies' sustainable performance. We use an adaptive framework to drive our ESG research. We use the SASB Materiality tool and we adapt it to Asia's specificities to base our Materiality assessment.

Markets specificities : JKCM covers 15 markets across Asia. The ESG standards and approaches can differ from one country and one regulator to another. Indeed we cannot avoid the fact that requirements from

regulators and stock exchanges across Asia differ in terms of ESG disclosure. Therefore, having a specific understanding of the ESG framework of each country JK Capital invests in is a key element to develop relevant analysis that will be different from one invested company to another. Hence, both local regulations and local market practices have to be taken into account when analysing company's disclosure and when performing on-site visits.

Negative screening : JK Capital Management applies exclusion filters to its equity investment universe. Such filters include controversial weapons, thermal coal production and tobacco.

No

SG 02	Mandatory	Public	Core Assessed	PRI 6
-------	-----------	--------	---------------	-------

New selection options have been added to this indicator. Please review your prefilled responses carefully.

SG 02.1	Indicate which of your investment policy documents (if any) are publicly available. Provide a URL and an attachment of the document.
---------	--

Policy setting out your overall approach

	URL/Attachment
--	----------------

URL

	URL
--	-----

<https://jkcipitalmanagement.com/investment-philosophy/>

Attachment (will be made public)

Screening / exclusions policy

	URL/Attachment
--	----------------

URL

	URL
--	-----

<https://jkcipitalmanagement.com/wp-content/uploads/2020/03/Our-ESG-Approach.pdf>

Attachment (will be made public)

Engagement policy

	URL/Attachment
--	----------------

URL

URL

<https://jkcipitalmanagement.com/wp-content/uploads/2020/03/Our-ESG-Approach.pdf>

Attachment (will be made public)

(Proxy) voting policy

URL/Attachment

URL

URL

<https://jkcipitalmanagement.com/wp-content/uploads/2019/12/Proxy-Voting-Policy.pdf>

Attachment (will be made public)

We do not publicly disclose our investment policy documents

SG 02.2

Indicate if any of your investment policy components are publicly available. Provide URL and an attachment of the document.

Your organisation's definition of ESG and/or responsible investment and it's relation to investments

URL/Attachment

URL

URL

<https://jkcipitalmanagement.com/sustainable-investment/>

Attachment

Your investment objectives that take ESG factors/real economy influence into account

Governance structure of organisational ESG responsibilities

ESG incorporation approaches

URL/Attachment

URL

URL

<https://jkcipitalmanagement.com/sustainable-investment/>

Attachment

Active ownership approaches

URL/Attachment

URL

URL

<https://jkcaptalmanagement.com/wp-content/uploads/2020/03/Our-ESG-Approach.pdf>

Attachment

We do not publicly disclose any investment policy components

SG 03	Mandatory	Public	Core Assessed	General
-------	-----------	--------	---------------	---------

SG 03.1	Indicate if your organisation has a policy on managing potential conflicts of interest in the investment process.
---------	---

Yes

SG 03.2	Describe your policy on managing potential conflicts of interest in the investment process.
---------	---

The following methods of dealing with conflicts of interest and controlling access to confidential information are acceptable:

1. General or implied disclosure in a customer document or agreement that JK Capital may have a material interest or a conflict in a transaction;
2. Specific disclosure of an interest or conflict to a customer either in writing or orally before JK Capital advises or exercises discretion on behalf of that customer. This will usually be necessary in highly sensitive transactions. JK Capital must be able to demonstrate that it has taken reasonable steps to ensure the customer does not object (as opposed to merely notifying him) to that interest or conflict. In consequence, a written acknowledgement should be obtained from the customer as far as possible; or
3. Declining to act.

No

Objectives and strategies

SG 05	Mandatory	Public	Gateway/Core Assessed	General
-------	-----------	--------	-----------------------	---------

SG 05.1

Indicate if and how frequently your organisation sets and reviews objectives for its responsible investment activities.

- Quarterly or more frequently
- Biannually
- Annually
- Less frequently than annually
- Ad-hoc basis
- It is not set/reviewed

Governance and human resources

SG 07**Mandatory****Public****Core Assessed****General****SG 07.1**

Indicate the internal and/or external roles used by your organisation, and indicate for each whether they have oversight and/or implementation responsibilities for responsible investment.

Roles

- Board members or trustees
 - Oversight/accountability for responsible investment
 - Implementation of responsible investment
 - No oversight/accountability or implementation responsibility for responsible investment
- Internal Roles (triggers other options)

Select from the below internal roles

- Chief Executive Officer (CEO), Chief Investment Officer (CIO), Chief Operating Officer (COO), Investment Committee
 - Oversight/accountability for responsible investment
 - Implementation of responsible investment
 - No oversight/accountability or implementation responsibility for responsible investment
- Other Chief-level staff or head of department, specify
- Portfolio managers
 - Oversight/accountability for responsible investment
 - Implementation of responsible investment
 - No oversight/accountability or implementation responsibility for responsible investment
- Investment analysts
 - Oversight/accountability for responsible investment
 - Implementation of responsible investment
 - No oversight/accountability or implementation responsibility for responsible investment
- Dedicated responsible investment staff
- Investor relations
- Other role, specify (1)

Other description (1)

Risk Manager and Compliance Officer

- Oversight/accountability for responsible investment
- Implementation of responsible investment
- No oversight/accountability or implementation responsibility for responsible investment
- Other role, specify (2)
- External managers or service providers

SG 07.2 For the roles for which you have RI oversight/accountability or implementation responsibilities, indicate how you execute these responsibilities.

As members of the Investment Committee, the CEO and the Risk Manager/Compliance Officer have the duty to check with the portfolio managers and analysts that Responsible Investments principles have been applied during the due diligence process that led to an investment proposal being submitted to the Investment Committee.

SG 07.3 Indicate the number of dedicated responsible investment staff your organisation has.

Number

0

Promoting responsible investment

SG 09	Mandatory	Public	Core Assessed	PRI 4,5
--------------	------------------	---------------	----------------------	----------------

SG 09.1 Select the collaborative organisation and/or initiatives of which your organisation is a member or in which it participated during the reporting year, and the role you played.

Select all that apply

- Principles for Responsible Investment

Your organisation's role in the initiative during the reporting period (see definitions)

- Basic
- Moderate
- Advanced

Provide a brief commentary on the level of your organisation's involvement in the initiative.
[Optional]

We took part of some networking events, to some surveys and we were also at the workshop on Policy Developments in Responsible Investment. We are disclosing our engagement in the initiative directly on our website and our corporate presentation.

- Asian Corporate Governance Association
- Australian Council of Superannuation Investors
- AVCA: Sustainability Committee
- France Invest – La Commission ESG
- BVCA – Responsible Investment Advisory Board
- CDP Climate Change
- CDP Forests
- CDP Water
- CFA Institute Centre for Financial Market Integrity
- Climate Action 100+
- Code for Responsible Investment in SA (CRISA)
- Council of Institutional Investors (CII)
- Eumedion
- Extractive Industries Transparency Initiative (EITI)
- ESG Research Australia
- Invest Europe Responsible Investment Roundtable
- Global Investors Governance Network (GIGN)
- Global Impact Investing Network (GIIN)
- Global Real Estate Sustainability Benchmark (GRESB)
- Green Bond Principles
- HKVCA: ESG Committee
- Institutional Investors Group on Climate Change (IIGCC)
- Interfaith Center on Corporate Responsibility (ICCR)
- International Corporate Governance Network (ICGN)
- Investor Group on Climate Change, Australia/New Zealand (IGCC)
- International Integrated Reporting Council (IIRC)
- Investor Network on Climate Risk (INCR)/CERES
- Local Authority Pension Fund Forum
- Principles for Financial Action in the 21st Century
- Principles for Sustainable Insurance
- Regional or National Social Investment Forums (e.g. UKSIF, Eurosif, ASRIA, RIAA), specify
- Responsible Finance Principles in Inclusive Finance
- Shareholder Association for Research and Education (Share)
- United Nations Environmental Program Finance Initiative (UNEP FI)
- United Nations Global Compact
- Other collaborative organisation/initiative, specify

BoardDiversityHK

Your organisation's role in the initiative during the reporting year (see definitions)

- Basic
- Moderate
- Advanced

Provide a brief commentary on the level of your organisation's involvement in the initiative. [Optional]

We took part to the semi-annual meetings. We also provided insights for the development of the Initiative. We took part of the realization of some feedbacks surveys.

- Other collaborative organisation/initiative, specify
- Other collaborative organisation/initiative, specify
- Other collaborative organisation/initiative, specify

SG 10	Mandatory	Public	Core Assessed	PRI 4
-------	-----------	--------	---------------	-------

SG 10.1 Indicate if your organisation promotes responsible investment, independently of collaborative initiatives.

- Yes

SG 10.2 Indicate the actions your organisation has taken to promote responsible investment independently of collaborative initiatives. Provide a description of your role in contributing to the objectives of the selected action and the typical frequency of your participation/contribution.

- Provided or supported education or training programmes (this includes peer to peer RI support) Your education or training may be for clients, investment managers, actuaries, broker/dealers, investment consultants, legal advisers etc.)
- Provided financial support for academic or industry research on responsible investment
- Provided input and/or collaborated with academia on RI related work
- Encouraged better transparency and disclosure of responsible investment practices across the investment industry
- Spoke publicly at events and conferences to promote responsible investment
- Wrote and published in-house research papers on responsible investment

Description

We created a new Sustainable Investment section on our website. Then we published our ESG Approach, our Proxy Voting Policy directly on this page.

Frequency of contribution

- Quarterly or more frequently
 - Biannually
 - Annually
 - Less frequently than annually
 - Ad hoc
 - Other
- Encouraged the adoption of the PRI
- Responded to RI related consultations by non-governmental organisations (OECD, FSB etc.)
- Wrote and published articles on responsible investment in the media
- A member of PRI advisory committees/ working groups, specify

Description

We took part of the workshop organized by the PRI on Policy Developments in Responsible Investment.

Frequency of contribution

- Quarterly or more frequently
 - Biannually
 - Annually
 - Less frequently than annually
 - Ad hoc
 - Other
- On the Board of, or officially advising, other RI organisations (e.g. local SIFs)
- Other, specify
- No

Outsourcing to fiduciary managers and investment consultants

SG 12

Mandatory

Public

Core Assessed

PRI 4

New selection options have been added to this indicator. Please review your prefilled responses carefully.

SG 12.1

Indicate whether your organisation uses investment consultants.

- Yes, we use investment consultants

SG 12.4

Indicate whether you use investment consultants for any the following services. Describe the responsible investment components of these services.

- Custodial services
- Investment policy development

Describe how responsible investment is incorporated

We are discussing on a regular basis with the Senior Adviser of IR of our main partner, La Francaise AM. She is advising us on the development of our IR approach and regarding specific issue we can encounter.

- Strategic asset allocation
- Investment research

Describe how responsible investment is incorporated

We discussed with one of our Institutional Client on how to integrate ESG information into the whole investment research. Our Head of Middle Office traveled to Europe to discuss this topic among others. He received a whole overview of the Sustainable research tool of the entity.

- Other, specify (1)

Describe how responsible investment is incorporated

We are discussing with the head of ESG & Sustainable Investment research of our main Partner, La Francaise AM. He is providing us guidance and Best Practice example.

- Other, specify (2)
- Other, specify (3)
- None of the above
- No, we do not use investment consultants.

ESG issues in asset allocation

SG 13	Mandatory	Public	Descriptive	PRI 1
--------------	------------------	---------------	--------------------	--------------

SG 13.1	Indicate whether the organisation carries out scenario analysis and/or modelling, and if it does, provide a description of the scenario analysis (by asset class, sector, strategic asset allocation, etc.).
----------------	--

- Yes, in order to assess future ESG factors
- Yes, in order to assess future climate-related risks and opportunities
- No, our organisation does not currently carry out scenario analysis and/or modelling

Communication

SG 19	Mandatory	Public	Core Assessed	PRI 2, 6
--------------	------------------	---------------	----------------------	-----------------

SG 19.1	Indicate whether your organisation typically discloses asset class specific information proactively. Select the frequency of the disclosure to clients/beneficiaries and the public, and provide a URL to the public information.
----------------	---

Listed equity - Incorporation

Do you disclose?

- We do not proactively disclose it to the public and/or clients/beneficiaries
- We disclose to clients/beneficiaries only.
- We disclose it publicly

The information disclosed to clients/beneficiaries is the same

- Yes
- No

Disclosure to public and URL	
Disclosure to public and URL	
<input checked="" type="radio"/> Broad approach to ESG incorporation <input type="radio"/> Detailed explanation of ESG incorporation strategy used	
Frequency	
<input checked="" type="checkbox"/> Quarterly or more frequently <input type="checkbox"/> Biannually <input type="checkbox"/> Annually <input type="checkbox"/> Less frequently than annually <input type="checkbox"/> Ad-hoc/when requested	
URL	
https://jkcaptalmanagement.com/wp-content/uploads/2020/03/Our-ESG-Approach.pdf	

Listed equity - Engagement

Do you disclose?

- We do not disclose to either clients/beneficiaries or the public.
- We disclose to clients/beneficiaries only.
- We disclose to the public

The information disclosed to clients/beneficiaries is the same

- Yes
- No

Disclosure to public and URL	
Disclosure to public and URL	<input checked="" type="checkbox"/> Details on the overall engagement strategy <input type="checkbox"/> Details on the selection of engagement cases and definition of objectives of the selections, priorities and specific goals <input type="checkbox"/> Number of engagements undertaken <input type="checkbox"/> Breakdown of engagements by type/topic <input type="checkbox"/> Breakdown of engagements by region <input type="checkbox"/> An assessment of the current status of the progress achieved and outcomes against defined objectives <input type="checkbox"/> Examples of engagement cases <input type="checkbox"/> Details on eventual escalation strategy taken after the initial dialogue has been unsuccessful (i.e. filing resolutions, issuing a statement, voting against management, divestment etc.) <input type="checkbox"/> Details on whether the provided information has been externally assured <input type="checkbox"/> Outcomes that have been achieved from the engagement <input type="checkbox"/> Other information
Frequency	<input checked="" type="checkbox"/> Quarterly or more frequently <input type="checkbox"/> Biannually <input type="checkbox"/> Annually <input type="checkbox"/> Less frequently than annually <input type="checkbox"/> Ad-hoc/when requested
URL	https://jcapitalmanagement.com/wp-content/uploads/2020/03/Our-ESG-Approach.pdf

Listed equity – (Proxy) Voting

Do you disclose?

- We do not disclose to either clients/beneficiaries or the public.
- We disclose to clients/beneficiaries only.
- We disclose to the public

Fixed income

Do you disclose?

- We do not disclose to either clients/beneficiaries or the public.
- We disclose to clients/beneficiaries only.
- We disclose to the public

The information disclosed to clients/beneficiaries is the same

- Yes
- No

Disclosure to public and URL	
Disclosure to public and URL	
<ul style="list-style-type: none"> <input checked="" type="radio"/> Broad approach to RI incorporation <input type="radio"/> Detailed explanation of RI incorporation strategy used 	
Frequency	
<ul style="list-style-type: none"> <input checked="" type="checkbox"/> Quarterly <input type="checkbox"/> Biannually <input type="checkbox"/> Annually <input type="checkbox"/> Less frequently than annually <input type="checkbox"/> Ad hoc/when requested 	
URL	
https://jkcapitalmanagement.com/wp-content/uploads/2020/03/Our-ESG-Approach.pdf	

JK Capital Management Limited

Reported Information

Public version

Direct - Listed Equity Incorporation

PRI disclaimer

This document presents information reported directly by signatories. This information has not been audited by the PRI Secretariat or any other party acting on their behalf. While this information is believed to be reliable, no representations or warranties are made as to the accuracy of the information presented, and no responsibility or liability can be accepted for any error or omission.

ESG incorporation in actively managed listed equities

Implementation processes


LEI 01	Mandatory	Public	Gateway	PRI 1
--------	-----------	--------	---------	-------

LEI 01.1

Indicate which ESG incorporation strategy and/or combination of strategies you apply to your actively managed listed equities; and the breakdown of your actively managed listed equities by strategy or combination of strategies.

ESG incorporation strategy (select all that apply)

- Screening alone (i.e., not combined with any other strategies)
- Thematic alone (i.e., not combined with any other strategies)
- Integration alone (i.e., not combined with any other strategies)
- Screening and integration strategies

Percentage of active listed equity to which the strategy is applied — you may estimate +/- 5%	
---	---

- Thematic and integration strategies
- Screening and thematic strategies
- All three strategies combined
- We do not apply incorporation strategies

Total actively managed listed equities

100%

LEI 01.2

Describe your organisation's approach to ESG incorporation and the reasons for choosing the particular strategy/strategies.

Negative screening

JK Capital Management applies exclusion filters to its equity investment universe. Such filters include controversial weapons, thermal coal production and tobacco.

Our ESG integration

JK Capital's idea of ESG integration follows the concept introduced by the UN PRI and defined as "the explicit and systematic inclusion of ESG factors in investment analysis and investment decisions." It is a holistic approach to investment analysis, where material factors-ESG factors and traditional business and financial analysis factors-are identified and assessed to form an investment decision. Our integration process starts from the pre-investment stage and moves along towards reaching an on-going engagement with companies post-investment. The four steps of such integration are:

- Analysis of sustainability information with the intent to form the ESG profile of a company
- Engagement with companies on issues raised by JK Capital's ESG due diligence
- Investment Committee prior to any investment decision
- Follow-up and participation in the company's activities through active voting and engagement

(A) Implementation: Screening

LEI 04	Mandatory	Public	Descriptive	PRI 1
--------	-----------	--------	-------------	-------

LEI 04.1 Indicate and describe the type of screening you apply to your internally managed active listed equities.

Type of screening

- Negative/exclusionary screening

Screened by

- Product
 Activity
 Sector
 Country/geographic region
 Environmental and social practices and performance
 Corporate governance

Description

JK Capital Management applies exclusion filters to its equity investment universe. Such filters include controversial weapons, thermal coal production and tobacco.

- Positive/best-in-class screening
 Norms-based screening

LEI 04.2 Describe how you notify clients and/or beneficiaries when changes are made to your screening criteria.

We consider our screening criteria as part of our discretionary investment management strategy

LEI 05	Mandatory	Public	Core Assessed	PRI 1
--------	-----------	--------	---------------	-------

LEI 05.1

Indicate which processes your organisation uses to ensure ESG screening is based on robust analysis.

- Comprehensive ESG research is undertaken or sourced to determine companies' activities and products.
- Companies are given the opportunity by you or your research provider to review ESG research on them and correct inaccuracies.
- External research and data used to identify companies to be excluded/included is subject to internal audit by ESG/RI staff, the internal audit function or similar.
- Third-party ESG ratings are updated regularly to ensure that portfolio holdings comply with fund policies.
- Trading platforms blocking / restricting flagged securities on the black list.
- A committee, body or similar with representatives independent of the individuals who conduct company research reviews some or all screening decisions.
- A periodic review of internal research is carried out.
- Review and evaluation of external research providers.
- Other; specify
- None of the above

LEI 05.2

Indicate the proportion of your actively managed listed equity portfolio that is subject to comprehensive ESG research as part your ESG screening strategy.

- <10%
- 10-50%
- 51-90%
- >90%

LEI 05.4




Indicate how frequently you review internal research that builds your ESG screens.

- Quarterly or more frequently
- Bi-Annually
- Annually
- Less frequently than annually

(C) Implementation: Integration of ESG factors

LEI 08**Mandatory****Public****Core Assessed****PRI 1****LEI 08.1**

Indicate the proportion of actively managed listed equity portfolios where E, S and G factors are systematically researched as part of your investment analysis.

ESG issues	Proportion impacted by analysis
Environmental	 <ul style="list-style-type: none"> <input type="radio"/> <10% <input type="radio"/> 10-50% <input type="radio"/> 51-90% <input checked="" type="radio"/> >90%
Social	 <ul style="list-style-type: none"> <input type="radio"/> <10% <input type="radio"/> 10-50% <input type="radio"/> 51-90% <input checked="" type="radio"/> >90%
Corporate Governance	 <ul style="list-style-type: none"> <input type="radio"/> <10% <input type="radio"/> 10-50% <input type="radio"/> 51-90% <input checked="" type="radio"/> >90%

LEI 08.2 Additional information. [Optional]

For any new equity investment, an ESG Factsheet is realized combining quantitative and qualitative data on how the company is addressing material topics on Environment, Social and Governance

LEI 09	Mandatory	Public	Core Assessed	PRI 1
---------------	------------------	---------------	----------------------	--------------

LEI 09.1

Indicate which processes your organisation uses to ensure ESG integration is based on robust analysis.

- Comprehensive ESG research is undertaken or sourced to determine companies' activities and products
- Companies are given the opportunity by you or your research provider to review ESG research on them and correct inaccuracies
- Third-party ESG ratings are updated regularly
- A periodic review of the internal research is carried out
- Structured, regular ESG specific meetings between responsible investment staff and the fund manager or within the investments team
- ESG risk profile of a portfolio against benchmark
- Analysis of the impact of ESG factors on investment risk and return performance
- Other; specify
- None of the above

LEI 09.2

Indicate the proportion of your actively managed listed equity portfolio that is subject to comprehensive ESG research as part your integration strategy.

- <10%
- 10-50%
- 51-90%
- >90%

LEI 09.3

Indicate how frequently third party ESG ratings that inform your ESG integration strategy are updated.

- Quarterly or more frequently
- Bi-Annually
- Annually
- Less frequently than annually

LEI 09.4

Indicate how frequently you review internal research that builds your ESG integration strategy.

- Quarterly or more frequently
- Bi-Annually
- Annually
- Less frequently than annually

LEI 09.5

Describe how ESG information is held and used by your portfolio managers.

- ESG information is held within centralised databases or tools, and it is accessible by all relevant staff
- ESG information or analysis is a standard section or aspect of all company research notes or industry/sector analysis generated by investment staff
- Systematic records are kept that capture how ESG information and research were incorporated into investment decisions
- Other; specify
- None of the above

JK Capital Management Limited

Reported Information

Public version

Direct - Listed Equity Active Ownership

PRI disclaimer

This document presents information reported directly by signatories. This information has not been audited by the PRI Secretariat or any other party acting on their behalf. While this information is believed to be reliable, no representations or warranties are made as to the accuracy of the information presented, and no responsibility or liability can be accepted for any error or omission.

Overview

LEA 01

Mandatory

Public

Core Assessed

PRI 2

New selection options have been added to this indicator. Please review your prefilled responses carefully.

LEA 01.1

Indicate whether your organisation has an active ownership policy (includes engagement and/or voting).

Yes

LEA 01.2

Attach or provide a URL to your active ownership policy.

Attachment provided:

URL provided:

URL

<https://jkcaptialmanagement.com/wp-content/uploads/2020/03/Our-ESG-Approach.pdf>

LEA 01.3

Indicate what your active engagement policy covers:

General approach to Active Ownership

- Conflicts of interest
- Alignment with national stewardship code requirements
- Assets/funds covered by active ownership policy
- Expectations and objectives
- Engagement approach

Engagement

- ESG issues
- Prioritisation of engagement
- Methods of engagement
- Transparency of engagement activities
- Due diligence and monitoring process
- Insider information
- Escalation strategies
- Service Provider specific criteria
- Other; (specify)
- (Proxy) voting approach

Voting

- ESG issues
- Prioritisation and scope of voting activities
- Methods of voting
- Transparency of voting activities
- Regional voting practice approaches
- Filing or co-filing resolutions
- Company dialogue pre/post-vote
- Decision-making processes
- Securities lending processes
- Other; (specify)

<https://jkcaptialmanagement.com/wp-content/uploads/2019/12/Proxy-Voting-Policy.pdf>

- Other
- None of the above

No

LEA 01.4

Do you outsource any of your active ownership activities to service providers?

- Yes
- No

Engagement

LEA 02

Mandatory

Public

Core Assessed

PRI 1,2,3

LEA 02.1

Indicate the method of engagement, giving reasons for the interaction.

Type of engagement	Reason for interaction
Individual / Internal staff engagements	<input checked="" type="checkbox"/> To influence corporate practice (or identify the need to influence it) on ESG issues <input checked="" type="checkbox"/> To encourage improved/increased ESG disclosure <input checked="" type="checkbox"/> To gain an understanding of ESG strategy and/or management <input type="checkbox"/> We do not engage via internal staff
Collaborative engagements	<input checked="" type="checkbox"/> To influence corporate practice (or identify the need to influence it) on ESG issues <input checked="" type="checkbox"/> To encourage improved/increased ESG disclosure <input checked="" type="checkbox"/> To gain an understanding of ESG strategy and/or management <input type="checkbox"/> We do not engage via collaborative engagements
Service provider engagements	<input type="checkbox"/> To influence corporate practice (or identify the need to influence it) on ESG issues <input type="checkbox"/> To encourage improved/increased ESG disclosure <input type="checkbox"/> To gain an understanding of ESG strategy and/or management <input checked="" type="checkbox"/> We do not engage via service providers

LEA 03	Mandatory	Public	Core Assessed	PRI 2
--------	-----------	--------	---------------	-------

New selection options have been added to this indicator. Please review your prefilled responses carefully.

LEA 03.1	Indicate whether your organisation has a formal process for identifying and prioritising engagements.
----------	---

- Yes
 No

LEA 04	Mandatory	Public	Core Assessed	PRI 2
--------	-----------	--------	---------------	-------

New selection options have been added to this indicator. Please review your prefilled responses carefully.

LEA 04.1	Indicate whether you define specific objectives for your organisation's engagement activities.
----------	--

Individual / Internal staff engagements	<input type="radio"/> All engagement activities <input type="radio"/> Majority of engagement activities <input type="radio"/> Minority of engagement activities <input checked="" type="radio"/> We do not define specific objectives for engagement activities carried out by internal staff
Collaborative engagements	<input type="radio"/> All engagement activities <input checked="" type="radio"/> Majority of engagement activities <input type="radio"/> Minority of engagement activities <input type="radio"/> We do not define specific objectives for engagement activities carried out through collaboration

LEA 05	Mandatory	Public	Core Assessed	PRI 2
--------	-----------	--------	---------------	-------

LEA 05.1	Indicate whether you monitor and/or review engagement outcomes.
----------	---

Individual / Internal staff engagements	<input checked="" type="radio"/> Yes, in all cases <input type="radio"/> Yes, in a majority of cases <input type="radio"/> Yes, in a minority of cases <input type="radio"/> We do not monitor, or review engagement outcomes when the engagement is carried out by our internal staff.
Collaborative engagements	<input checked="" type="radio"/> Yes, in all cases <input type="radio"/> Yes, in a majority of cases <input type="radio"/> Yes, in a minority of cases <input type="radio"/> We do not monitor, or review engagement outcomes when the engagement is carried out through collaboration.

LEA 05.2	Indicate whether you do any of the following to monitor and/or review the progress of engagement activities.
----------	--

Individual / Internal staff engagements	<input checked="" type="checkbox"/> Define timelines/milestones for your objectives <input checked="" type="checkbox"/> Track and/or monitor progress against defined objectives and/or KPIs <input type="checkbox"/> Track and/or monitor the progress of action taken when original objectives are not met <input checked="" type="checkbox"/> Revisit and, if necessary, revise objectives on a continuous basis <input type="checkbox"/> Other; specify
Collaborative engagements	<input type="checkbox"/> Define timelines/milestones for your objectives <input checked="" type="checkbox"/> Track and/or monitor progress against defined objectives and/or KPIs <input checked="" type="checkbox"/> Track and/or monitor the progress of action taken when original objectives are not met <input type="checkbox"/> Revisit and, if necessary, revise objectives on a continuous basis <input type="checkbox"/> Other; specify

LEA 06	Mandatory	Public	Additional Assessed	PRI 2,4
--------	-----------	--------	---------------------	---------

LEA 06.1 Indicate whether your organisation has an escalation strategy when engagements are unsuccessful.

Yes

LEA 06.2 Indicate the escalation strategies used at your organisation following unsuccessful engagements.

- Collaborating with other investors
- Issuing a public statement
- Filing/submitting a shareholder resolution
- Voting against the re-election of the relevant directors
- Voting against the board of directors or the annual financial report
- Submitting nominations for election to the board
- Seeking legal remedy / litigation
- Reducing exposure (size of holdings)
- Divestment
- Other; specify

No

LEA 08	Mandatory	Public	Gateway	PRI 2
--------	-----------	--------	---------	-------

LEA 08.1 Indicate whether you track the number of your engagement activities.

Type of engagement	Tracking engagements
Individual/Internal staff engagements	<input checked="" type="radio"/> Yes, we track the number of our engagements in full <input type="radio"/> Yes, we partially track the number of our engagements <input type="radio"/> We do not track
Collaborative engagements	<input checked="" type="radio"/> Yes, we track the number of collaborative engagements in full <input type="radio"/> Yes, we partially track the number of our collaborative engagements <input type="radio"/> We do not track

(Proxy) voting and shareholder resolutions

LEA 12	Mandatory	Public	Descriptive	PRI 2
--------	-----------	--------	-------------	-------

LEA 12.1 Indicate how you typically make your (proxy) voting decisions.

Approach

- We use our own research or voting team and make voting decisions without the use of service providers.

Based on

- Our own voting policy
- Our clients` requests or policies
- Other (explain)
- We hire service providers who make voting recommendations and/or provide research that we use to guide our voting decisions.
- We hire service providers who make voting decisions on our behalf, except in some pre-defined scenarios where we review and make voting decisions.
- We hire service providers who make voting decisions on our behalf.

LEA 12.2	Provide an overview of how you ensure that your agreed-upon voting policy is adhered to, giving details of your approach when exceptions to the policy are made.
-----------------	--

JK Capital does not have a systematic voting process based on the type of proposal submitted to shareholders. Hence, neither "FOR", "ABSTAIN" or "AGAINST" votes are pre-assigned to any type of voting submission. Any proposal submitted to a vote will be carefully examined by the analyst covering the company who will provide a case-by-case recommendation.

More information regarding our Proxy Voting policy are available on our website:
<https://jkcipitalmanagement.com/wp-content/uploads/2019/12/Proxy-Voting-Policy.pdf>

LEA 15	Mandatory	Public	Descriptive	PRI 2
---------------	------------------	---------------	--------------------	--------------

LEA 15.1	Indicate the proportion of votes participated in within the reporting year in which where you or the service providers acting on your behalf raised concerns with companies ahead of voting.
-----------------	--

- 100%
- 99-75%
- 74-50%
- 49-25%
- 24-1%
- Neither we nor our service provider(s) raise concerns with companies ahead of voting

LEA 16	Mandatory	Public	Core Assessed	PRI 2
---------------	------------------	---------------	----------------------	--------------

LEA 16.1

Indicate the proportion of votes where you, and/or the service provider(s) acting on your behalf, communicated the rationale to companies for abstaining or voting against management recommendations. Indicate this as a percentage out of all eligible votes.

- 100%
- 99-75%
- 74-50%
- 49-25%
- 24-1%
- We do not communicate the rationale to companies
- Not applicable because we and/or our service providers did not abstain or vote against management recommendations

LEA 17**Mandatory****Public****Core Assessed****PRI 2****LEA 17.1**

For listed equities in which you or your service provider have the mandate to issue (proxy) voting instructions, indicate the percentage of votes cast during the reporting year.

- We do track or collect this information

Votes cast (to the nearest 1%)

%

97.3

Specify the basis on which this percentage is calculated

- Of the total number of ballot items on which you could have issued instructions
- Of the total number of company meetings at which you could have voted
- Of the total value of your listed equity holdings on which you could have voted
- We do not track or collect this information

LEA 17.2

Explain your reason(s) for not voting on certain holdings

- Shares were blocked
- Notice, ballots or materials not received on time
- Missed deadline
- Geographical restrictions (non-home market)
- Cost
- Conflicts of interest
- Holdings deemed too small
- Administrative impediments (e.g., power of attorney requirements, ineligibility due to participation in share placement)
- Client request
- Other (explain)

LEA 19	Mandatory	Public	Core Assessed	PRI 2
--------	-----------	--------	---------------	-------

LEA 19.1 Indicate whether your organisation has a formal escalation strategy following unsuccessful voting.

- Yes
- No

JK Capital Management Limited

Reported Information

Public version

Direct - Fixed Income

PRI disclaimer

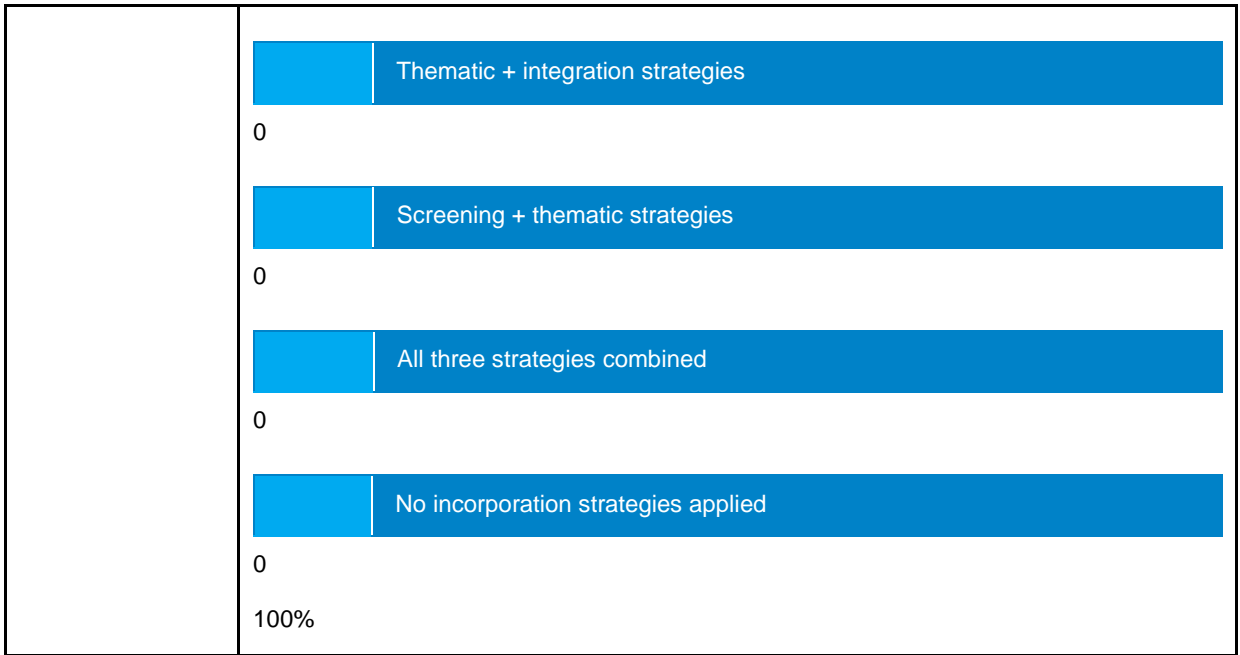
This document presents information reported directly by signatories. This information has not been audited by the PRI Secretariat or any other party acting on their behalf. While this information is believed to be reliable, no representations or warranties are made as to the accuracy of the information presented, and no responsibility or liability can be accepted for any error or omission.

ESG incorporation in actively managed fixed income

Implementation processes

FI 01	Mandatory	Public	Gateway	PRI 1
FI 01.1	Indicate (1) Which ESG incorporation strategy and/or combination of strategies you apply to your actively managed fixed income investments; and (2) The proportion (+/- 5%) of your total actively managed fixed income investments each strategy applies to.			

SSA	<table border="1"> <thead> <tr> <th>Strategy</th> <th>Percentage</th> </tr> </thead> <tbody> <tr> <td>Screening alone</td> <td>0</td> </tr> <tr> <td>Thematic alone</td> <td>0</td> </tr> <tr> <td>Integration alone</td> <td>0</td> </tr> <tr> <td>Screening + integration strategies</td> <td>100</td> </tr> <tr> <td>Thematic + integration strategies</td> <td>0</td> </tr> <tr> <td>Screening + thematic strategies</td> <td>0</td> </tr> <tr> <td>All three strategies combined</td> <td>0</td> </tr> <tr> <td>No incorporation strategies applied</td> <td>0</td> </tr> </tbody> </table>	Strategy	Percentage	Screening alone	0	Thematic alone	0	Integration alone	0	Screening + integration strategies	100	Thematic + integration strategies	0	Screening + thematic strategies	0	All three strategies combined	0	No incorporation strategies applied	0
Strategy	Percentage																		
Screening alone	0																		
Thematic alone	0																		
Integration alone	0																		
Screening + integration strategies	100																		
Thematic + integration strategies	0																		
Screening + thematic strategies	0																		
All three strategies combined	0																		
No incorporation strategies applied	0																		
Corporate (financial)	<table border="1"> <thead> <tr> <th>Strategy</th> <th>Percentage</th> </tr> </thead> <tbody> <tr> <td>Screening alone</td> <td>0</td> </tr> <tr> <td>Thematic alone</td> <td>0</td> </tr> <tr> <td>Integration alone</td> <td>0</td> </tr> <tr> <td>Screening + integration strategies</td> <td>100</td> </tr> </tbody> </table>	Strategy	Percentage	Screening alone	0	Thematic alone	0	Integration alone	0	Screening + integration strategies	100								
Strategy	Percentage																		
Screening alone	0																		
Thematic alone	0																		
Integration alone	0																		
Screening + integration strategies	100																		



Corporate (non-financial)	Screening alone	0
	Thematic alone	0
	Integration alone	0
	Screening + integration strategies	100
	Thematic + integration strategies	0
	Screening + thematic strategies	0
	All three strategies combined	0
	No incorporation strategies applied	0
		100%

FI 01.2 Describe your reasons for choosing a particular ESG incorporation strategy and how combinations of strategies are used.

The research process follows the internal 'best practice guidelines' of JK Capital Management which details specific methodology for company due diligence, company management interaction, site visits, reporting and analyst performance assessment.

FI 03	Mandatory	Public	Additional Assessed	PRI 1
--------------	------------------	---------------	----------------------------	--------------

FI 03.1 Indicate how you ensure that your ESG research process is robust:

- Comprehensive ESG research is undertaken internally to determine companies' activities; and products and/or services
- Issuers are given the opportunity by you or your research provider to review ESG research on them and correct inaccuracies
- Issuer information and/or ESG ratings are updated regularly to ensure ESG research is accurate
- Internal audits and regular reviews of ESG research are undertaken in a systematic way.
- A materiality/sustainability framework is created and regularly updated that includes all the key ESG risks and opportunities for each sector/country.
- Other, specify
- None of the above

FI 03.2 Describe how your ESG information or analysis is shared among your investment team.

- ESG information is held within a centralised database and is accessible to all investment staff
- ESG information is displayed on front office research platforms
- ESG information is a standard item on all individual issuer summaries, research notes, 'tear sheets', or similar documents
- Investment staff are required to discuss ESG information on issuers as a standard item during investment committee meetings
- Records capture how ESG information and research was incorporated into investment decisions
- Other, specify
- None of the above

FI 03.3 Additional information. [Optional]

ESG information is discussed within the investment team on a regular basis and cross-checked with the Risk Manager.

(A) Implementation: Screening

FI 04	Mandatory	Public	Gateway	PRI 1
--------------	------------------	---------------	----------------	--------------

FI 04.1 Indicate the type of screening you conduct.

Select all that apply

	SSA	Corporate (financial)	Corporate (non-financial)
Negative/exclusionary screening	<input checked="" type="checkbox"/>	<input checked="" type="checkbox"/>	<input checked="" type="checkbox"/>
Positive/best-in-class screening	<input type="checkbox"/>	<input type="checkbox"/>	<input type="checkbox"/>
Norms-based screening	<input type="checkbox"/>	<input type="checkbox"/>	<input type="checkbox"/>

FI 04.2 Describe your approach to screening for internally managed active fixed income

Countries - Exclusionary screening - We apply a 3 rank classification (Green, Red, Black):

- Issuer based in a "Green" country, we apply the usual Due Diligence process.
- Issuer based in a "Red" country, we apply a Due-Diligence reinforced.
- Issuer based on a "Black" country, we do not invest.

This list is updated on a regular basis, mostly following the FATF new recommendations.

Sectors - Exclusionary screening - We do not invest in issuer tied with Cluster Munitions production

FI 06 **Mandatory** **Public** **Core Assessed** **PRI 1**

FI 06.1 Indicate which systems your organisation has to ensure that fund screening criteria are not breached in fixed income investments.

Type of screening	Checks
Negative/exclusionary screening	<input checked="" type="checkbox"/> Analysis is performed to ensure that issuers meet screening criteria <input checked="" type="checkbox"/> We ensure that data used for the screening criteria is updated at least once a year. <input type="checkbox"/> Automated IT systems prevent our portfolio managers from investing in excluded issuers or bonds that do not meet screening criteria <input checked="" type="checkbox"/> Audits of fund holdings are undertaken yearly by internal audit or compliance functions <input type="checkbox"/> Other, specify <input type="checkbox"/> None of the above

(C) Implementation: Integration

FI 10 **Mandatory** **Public** **Descriptive** **PRI 1**

FI 10.1**Describe your approach to integrating ESG into traditional financial analysis.**

JK Capital's idea of ESG integration follows the concept introduced by the UN PRI and defined as "the explicit and systematic inclusion of ESG factors in investment analysis and investment decisions." It is a holistic approach to investment analysis, where material factors-ESG factors and traditional business and financial analysis factors-are identified and assessed to form an investment decision.

For all fixed income investments integrated into our portfolios a due diligence process is carried out ahead of investment. Traditionally this follows the framework of analysis of business risk, financial risk and affiliation risk of the bond issuer. Affiliation Risk analysis includes a specific assessment of management and ownership profile which requires a rigorous study of the corporate governance track record of the management. Given bond investments tend to be highly sensitive to governance risk, this forms one of the key pillars of the investment decision. Integrating the JKC ESG framework we have overlaid environmental and social responsibility factors into our affiliation risk assessment as well. It should also be noted that while some investment exclusions or sector weightings are incorporated, this must be balanced against a fiduciary duty to maintain high diversification of the portfolio to reduce any concentrated credit exposure.

FI 10.2**Describe how your ESG integration approach is adapted to each of the different types of fixed income you invest in.****SSA**

We consider our ESG integration approach adapted to our investments into SSA because not only we integrate into our analysis third party ESG research provided by brokers, rating agencies and independent data sources such as "Debtwire", which carries out background checks of key management bodies, but we also focus additionally on co-operation with supranational risk assessment bodies such as the financial action task force (FATF) on money laundering and tax evasion.

Corporate (financial)

We consider our ESG integration approach adapted to our investments into Corporate (Financial) because during our analysis we assess not only the historical ESG track record for the purpose of potential investment exclusions but also efforts carried out by management to improve their ESG score with an attempt to reward improving managements.

For both banks and non-financial corporates, analysis is achieved through a combination of reviewing corporate/bank publications such as annual reports, new issue presentations and website disclosures, direct questioning to management and a review of third party ESG research provided by brokers, rating agencies and independent data sources such as "Debtwire", which carries out background checks of key corporate managements.

Corporate (non-financial)

We consider our ESG integration approach adapted to our investments into Corporate (non-Financial) because during our analysis we assess not only the historical ESG track record for the purpose of potential investment exclusions but also efforts carried out by management to improve their ESG score with an attempt to reward improving managements.

For both banks and non-financial corporates, analysis is achieved through a combination of reviewing corporate/bank publications such as annual reports, new issue presentations and website disclosures, direct questioning to management and a review of third party ESG research provided by brokers, rating agencies and independent data sources such as "Debtwire", which carries out background checks of key corporate managements.

FI 11	Mandatory	Public	Core Assessed	PRI 1
-------	-----------	--------	---------------	-------

FI 11.1 Indicate how ESG information is typically used as part of your investment process.

Select all that apply

	SSA	Corporate (financial)	Corporate (non-financial)	
ESG analysis is integrated into fundamental analysis	<input checked="" type="checkbox"/>	<input checked="" type="checkbox"/>	<input checked="" type="checkbox"/>	
ESG analysis is used to adjust the internal credit assessments of issuers.	<input checked="" type="checkbox"/>	<input checked="" type="checkbox"/>	<input checked="" type="checkbox"/>	
ESG analysis is used to adjust forecasted financials and future cash flow estimates.	<input type="checkbox"/>	<input type="checkbox"/>	<input type="checkbox"/>	
ESG analysis impacts the ranking of an issuer relative to a chosen peer group.	<input checked="" type="checkbox"/>	<input checked="" type="checkbox"/>	<input checked="" type="checkbox"/>	
An issuer's ESG bond spreads and its relative value versus its sector peers are analysed to find out if all risks are priced in.	<input type="checkbox"/>	<input type="checkbox"/>	<input type="checkbox"/>	
The impact of ESG analysis on bonds of an issuer with different durations/maturities are analysed.	<input type="checkbox"/>	<input type="checkbox"/>	<input type="checkbox"/>	
Sensitivity analysis and scenario analysis are applied to valuation models to compare the difference between base-case and ESG-integrated security valuation.	<input type="checkbox"/>	<input type="checkbox"/>	<input checked="" type="checkbox"/>	
ESG analysis is integrated into portfolio weighting decisions.	<input checked="" type="checkbox"/>	<input checked="" type="checkbox"/>	<input checked="" type="checkbox"/>	
Companies, sectors, countries and currency and monitored for changes in ESG exposure and for breaches of risk limits.	<input checked="" type="checkbox"/>	<input checked="" type="checkbox"/>	<input checked="" type="checkbox"/>	
The ESG profile of portfolios is examined for securities with high ESG risks and assessed relative to the ESG profile of a benchmark.	<input type="checkbox"/>	<input type="checkbox"/>	<input type="checkbox"/>	
Other, specify in Additional Information	<input type="checkbox"/>	<input type="checkbox"/>	<input type="checkbox"/>	

FI 12	Mandatory	Public	Additional Assessed	PRI 1
-------	-----------	--------	---------------------	-------

FI 12.1 Indicate the extent to which ESG issues are reviewed in your integration process.

	Environment	Social	Governance
SSA	<input checked="" type="radio"/> Environmental <input type="radio"/> Systematically <input checked="" type="radio"/> Occasionally <input type="radio"/> Not at all	<input checked="" type="radio"/> Social <input type="radio"/> Systematically <input checked="" type="radio"/> Occasionally <input type="radio"/> Not at all	<input checked="" type="radio"/> Governance <input checked="" type="radio"/> Systematically <input type="radio"/> Occasionally <input type="radio"/> Not at all
Corporate (financial)	<input checked="" type="radio"/> Environmental <input type="radio"/> Systematically <input checked="" type="radio"/> Occasionally <input type="radio"/> Not at all	<input checked="" type="radio"/> Social <input type="radio"/> Systematically <input checked="" type="radio"/> Occasionally <input type="radio"/> Not at all	<input checked="" type="radio"/> Governance <input checked="" type="radio"/> Systematically <input type="radio"/> Occasionally <input type="radio"/> Not at all
Corporate (non-financial)	<input checked="" type="radio"/> Environmental <input type="radio"/> Systematically <input checked="" type="radio"/> Occasionally <input type="radio"/> Not at all	<input checked="" type="radio"/> Social <input type="radio"/> Systematically <input checked="" type="radio"/> Occasionally <input type="radio"/> Not at all	<input checked="" type="radio"/> Governance <input checked="" type="radio"/> Systematically <input type="radio"/> Occasionally <input type="radio"/> Not at all

FI 12.2 Please provide more detail on how you review E, S and/or G factors in your integration process.

SSA

For all fixed income investments integrated into our portfolios a due diligence process is carried out ahead of investment. Traditionally this follows the framework of analysis of business risk, financial risk and affiliation risk of the bond issuer. By analyzing publications from Sell-side analysts, rating agencies, independent data sources, Supranational Risk Assessment bodies such as the Financial Action Task Force we can have a fair view on E, S and G indicators per SSA issuer. With an increasing market sensitivity to ESG risks, this analysis (for example exposure to changes in environmental regulation) is also incorporated in our business risk assessment as well.

It should also be noted that while some investment exclusions or sector weightings are incorporated, this must be balanced against a fiduciary duty to maintain high diversification of the portfolio to reduce any concentrated credit exposure.

Corporate (financial)

For all fixed income investments integrated into our portfolios a due diligence process is carried out ahead of investment. Traditionally this follows the framework of analysis of business risk, financial risk and affiliation risk of the bond issuer. By analyzing publications from Sell-side analysts, rating agencies, independent data sources, corporate publications, new issue presentations, website disclosures and Supranational Risk Assessment bodies such as the Financial Action Task Force we can have a fair view on E, S and G indicators per Corporate (Financial) issuer. With an increasing market sensitivity to ESG risks, this analysis (for example exposure to changes in environmental regulation) is also incorporated in our business risk assessment as well.

It should also be noted that while some investment exclusions or sector weightings are incorporated, this must be balanced against a fiduciary duty to maintain high diversification of the portfolio to reduce any concentrated credit exposure.

For all fixed income investments integrated into our portfolios a due diligence process is carried out ahead of investment. Traditionally this follows the framework of analysis of business risk, financial risk and affiliation risk of the bond issuer. By analyzing publications from Sell-side analysts, rating agencies, independent data sources, corporate publications, new issue presentations, website disclosures and Supranational Risk Assessment bodies such as the Financial Action Task Force we can have a fair view on E, S and G indicators per Corporate (non-Financial) issuer. With an increasing market sensitivity to ESG risks, this analysis (for example exposure to changes in environmental regulation) is also incorporated in our business risk assessment as well.

It should also be noted that while some investment exclusions or sector weightings are incorporated, this must be balanced against a fiduciary duty to maintain high diversification of the portfolio to reduce any concentrated credit exposure.

JK Capital Management Limited

Reported Information

Public version

Confidence building measures

PRI disclaimer

This document presents information reported directly by signatories. This information has not been audited by the PRI Secretariat or any other party acting on their behalf. While this information is believed to be reliable, no representations or warranties are made as to the accuracy of the information presented, and no responsibility or liability can be accepted for any error or omission.

Confidence building measures

CM1 01	Mandatory	Public	Additional Assessed	General
--------	-----------	--------	---------------------	---------

CM1 01.1 Indicate whether the reported information you have provided for your PRI Transparency Report this year has undergone:

- Third party assurance over selected responses from this year's PRI Transparency Report
- Third party assurance over data points from other sources that have subsequently been used in your PRI responses this year
- Third party assurance or audit of the correct implementation of RI processes (that have been reported to the PRI this year)
- Internal audit of the correct implementation of RI processes and/or accuracy of RI data (that have been reported to the PRI this year)
- Internal verification of responses before submission to the PRI (e.g. by the CEO or the board)
 - Whole PRI Transparency Report has been internally verified
 - Selected data has been internally verified
- Other, specify
- None of the above

CM1 02	Mandatory	Public	Descriptive	General
--------	-----------	--------	-------------	---------

CM1 02.1 We undertook third party assurance on last year's PRI Transparency Report

- Whole PRI Transparency Report was assured last year
- Selected data was assured in last year's PRI Transparency Report
- We did not assure last year's PRI Transparency report
- None of the above, we were in our preparation year and did not report last year.

CM1 03	Mandatory	Public	Descriptive	General
--------	-----------	--------	-------------	---------

CM1 03.1 We undertake confidence building measures that are unspecific to the data contained in our PRI Transparency Report:

- We adhere to an RI certification or labelling scheme
- We carry out independent/third party assurance over a whole public report (such as a sustainability report) extracts of which are included in this year's PRI Transparency Report
- ESG audit of holdings
- Other, specify
- None of the above

CM1 04	Mandatory	Public	Descriptive	General
--------	-----------	--------	-------------	---------

CM1 04.1

Do you plan to conduct third party assurance of this year's PRI Transparency report?

- Whole PRI Transparency Report will be assured
- Selected data will be assured
- We do not plan to assure this year's PRI Transparency report

CM1 07

Mandatory

Public

Descriptive

General

CM1 07.1

Indicate who has reviewed/verified internally the whole - or selected data of the - PRI Transparency Report . and if this applies to selected data please specify what data was reviewed

Who has conducted the verification

- CEO or other Chief-Level staff

Sign-off or review of responses

- Sign-off
- Review of responses
- The Board
- Investment Committee
- Compliance Function
- RI/ESG Team
- Investment Teams
- Legal Department
- Other (specify)

specify

Risk Management