



LEA 02	Discretionary Mandate	Gateway
<p>By default, assets for which we have no responsibility (understand for generalist investors) and/or assets for which we have no responsibility (understand for specialist investors) are excluded from the portfolio. We do not engage with companies in these categories. For assets for which we do have responsibility, we will engage with companies to improve their ESG performance.</p>	<p>Type of engagement</p> <p>Individual/ internal staff engagements</p> <p>Collaborative engagements</p> <p>Service provider engagements</p>	<p>Reason for Interaction</p> <p><input checked="" type="checkbox"/> To support investment decision-making in & company reports</p> <p><input checked="" type="checkbox"/> To influence corporate transition or identify the need for additional or</p> <p><input checked="" type="checkbox"/> To engage internal ESG issues</p> <p><input checked="" type="checkbox"/> To engage internal ESG issues</p> <p><input type="checkbox"/> Other: specify</p> <p><input type="checkbox"/> We do not engage with internal staff</p> <p><input type="checkbox"/> To support investment decision-making in & company reports</p> <p><input type="checkbox"/> To influence corporate transition or identify the need for additional or</p> <p><input type="checkbox"/> Other: specify</p> <p><input type="checkbox"/> We do not engage with collaborative engagements</p> <p><input type="checkbox"/> To support investment decision-making in & company reports</p> <p><input type="checkbox"/> To influence corporate transition or identify the need for additional or</p> <p><input type="checkbox"/> Other: specify</p> <p><input type="checkbox"/> To support investment decision-making in & company reports</p> <p><input type="checkbox"/> To influence corporate transition or identify the need for additional or</p> <p><input type="checkbox"/> Other: specify</p> <p><input type="checkbox"/> We do not engage with service providers</p>

RI TRANSPARENCY REPORT

2020

Avanda Investment Management

About this report

The PRI Reporting Framework is a key step in the journey towards building a common language and industry standard for reporting responsible investment (RI) activities. This RI Transparency Report is one of the key outputs of this Framework. Its primary objective is to enable signatory transparency on RI activities and facilitate dialogue between investors and their clients, beneficiaries and other stakeholders. A copy of this report will be publicly disclosed for all reporting signatories on the [PRI website](#), ensuring accountability of the PRI Initiative and its signatories.

This report is an export of the individual Signatory organisation's response to the PRI during the 2020 reporting cycle. It includes their responses to mandatory indicators, as well as responses to voluntary indicators the signatory has agreed to make public. The information is presented exactly as it was reported. Where an indicator offers a response option that is multiple-choice, all options that were available to the signatory to select are presented in this report. Presenting the information exactly as reported is a result of signatory feedback which suggested the PRI not summarise the information. As a result, the reports can be extensive. However, to help easily locate information, there is a **Principles index** which highlights where the information can be found and summarises the indicators that signatories complete and disclose.

Understanding the Principles Index

The Principles Index summarises the response status for the individual indicators and modules and shows how these relate to the six [Principles for Responsible Investment](#). It can be used by stakeholders as an 'at-a-glance' summary of reported information and to identify particular themes or areas of interest.

Indicators can refer to one or more Principles. Some indicators are not specific to any Principle. These are highlighted in the 'General' column. When multiple Principles are covered across numerous indicators, in order to avoid repetition, only the main Principle covered is highlighted.

All indicators within a module are presented below. The status of indicators is shown with the following symbols:

Symbol	Status
✓	The signatory has completed all mandatory parts of this indicator
☑	The signatory has completed some parts of this indicator
🔒	This indicator was not relevant for this signatory
-	The signatory did not complete any part of this indicator
Ⓜ	The signatory has flagged this indicator for internal review

Within the table, indicators marked in blue are mandatory to complete. Indicators marked in grey are voluntary to complete.

Principles Index

Organisational Overview				Principle						General
Indicator	Short description	Status	Disclosure	1	2	3	4	5	6	
OO TG		🔒	n/a							
OO 01	Signatory category and services	✓	Public							✓
OO 02	Headquarters and operational countries	✓	Public							✓
OO 03	Subsidiaries that are separate PRI signatories	✓	Public							✓
OO 04	Reporting year and AUM	✓	Public							✓
OO 05	Breakdown of AUM by asset class	✓	Asset mix disclosed in OO 06							✓
OO 06	How would you like to disclose your asset class mix	✓	Public							✓
OO 07	Fixed income AUM breakdown	✓	Private							✓
OO 08	Segregated mandates or pooled funds	✓	Private							✓
OO 09	Breakdown of AUM by market	✓	Public							✓
OO 10	Active ownership practices for listed assets	✓	Public							✓
OO 11	ESG incorporation practices for all assets	✓	Public							✓
OO 12	Modules and sections required to complete	✓	Public							✓
OO LE 01	Breakdown of listed equity investments by passive and active strategies	✓	Public							✓
OO LE 02	Reporting on strategies that are <10% of actively managed listed equities	🔒	n/a							✓
OO FI 01	Breakdown of fixed income investments by passive and active strategies	✓	Public							✓
OO FI 02	Reporting on strategies that are <10% of actively managed fixed income	🔒	n/a							✓
OO FI 03	Fixed income breakdown by market and credit quality	✓	Public							✓
OO SAM 01	Breakdown of externally managed investments by passive and active strategies	🔒	n/a							✓
OO PE 01	Breakdown of private equity investments by strategy	🔒	n/a							✓
OO PE 02	Typical level of ownership in private equity investments	🔒	n/a							✓
OO PR 01	Breakdown of property investments	🔒	n/a							✓
OO PR 02	Breakdown of property assets by management	🔒	n/a							✓
OO PR 03	Largest property types	🔒	n/a							✓
OO INF 01	Breakdown of infrastructure investments	🔒	n/a							✓
OO INF 02	Breakdown of infrastructure assets by management	🔒	n/a							✓
OO INF 03	Largest infrastructure sectors	🔒	n/a							✓
OO HF 01	Breakdown of hedge funds investments by strategies	🔒	n/a							✓
OO End	Module confirmation page	✓	-							

CCStrategy and Governance				Principle						General
Indicator	Short description	Status	Disclosure	1	2	3	4	5	6	
SG 01	RI policy and coverage	✓	Public							✓
SG 01 CC	Climate risk	✓	Private							✓
SG 02	Publicly available RI policy or guidance documents	✓	Public						✓	
SG 03	Conflicts of interest	✓	Public							✓
SG 04	Identifying incidents occurring within portfolios	-	n/a							✓
SG 05	RI goals and objectives	✓	Public							✓
SG 06	Main goals/objectives this year	-	n/a							✓
SG 07	RI roles and responsibilities	✓	Public							✓
SG 07 CC	Climate-issues roles and responsibilities	✓	Private							✓
SG 08	RI in performance management, reward and/or personal development	✓	Private							✓
SG 09	Collaborative organisations / initiatives	✓	Public				✓	✓		
SG 09.2	Assets managed by PRI signatories	✓	Private	✓						
SG 10	Promoting RI independently	✓	Public				✓			
SG 11	Dialogue with public policy makers or standard setters	-	n/a				✓	✓	✓	
SG 12	Role of investment consultants/fiduciary managers	✓	Public				✓			
SG 13	ESG issues in strategic asset allocation	✓	Public	✓						
SG 13 CC		🔒	n/a							✓
SG 14	Long term investment risks and opportunity	✓	Private	✓						
SG 14 CC		-	n/a							✓
SG 15	Allocation of assets to environmental and social themed areas	✓	Private	✓						
SG 16	ESG issues for internally managed assets not reported in framework	🔒	n/a							✓
SG 17	ESG issues for externally managed assets not reported in framework	✓	Public							✓
SG 18	Innovative features of approach to RI	-	n/a							✓
SG 19	Communication	✓	Public		✓				✓	
SG End	Module confirmation page	✓	-							

Direct - Listed Equity Incorporation				Principle						General
Indicator	Short description	Status	Disclosure	1	2	3	4	5	6	
LEI 01	Percentage of each incorporation strategy	✓	Public	✓						
LEI 02	Type of ESG information used in investment decision	✓	Private	✓						
LEI 03	Information from engagement and/or voting used in investment decision-making	✓	Private	✓						
LEI 04	Types of screening applied	✓	Public	✓						
LEI 05	Processes to ensure screening is based on robust analysis	✓	Public	✓						
LEI 06	Processes to ensure fund criteria are not breached	✓	Private	✓						
LEI 07	Types of sustainability thematic funds/mandates	🔒	n/a	✓						
LEI 08	Review ESG issues while researching companies/sectors	✓	Public	✓						
LEI 09	Processes to ensure integration is based on robust analysis	✓	Public	✓						
LEI 10	Aspects of analysis ESG information is integrated into	✓	Private	✓						
LEI 11	ESG issues in index construction	✓	Private	✓						
LEI 12	How ESG incorporation has influenced portfolio composition	-	n/a	✓						
LEI 13	Examples of ESG issues that affected your investment view / performance	-	n/a	✓						
LEI End	Module confirmation page	✓	-							

Direct - Listed Equity Active Ownership				Principle						General
Indicator	Short description	Status	Disclosure	1	2	3	4	5	6	
LEA 01	Description of approach to engagement	✓	Public		✓					
LEA 02	Reasoning for interaction on ESG issues	✓	Public	✓	✓	✓				
LEA 03	Process for identifying and prioritising engagement activities	✓	Public		✓					
LEA 04	Objectives for engagement activities	✓	Public		✓					
LEA 05	Process for identifying and prioritising collaborative engagement	✓	Public		✓					
LEA 06	Role in engagement process	✓	Public		✓		✓			
LEA 07	Share insights from engagements with internal/external managers	✓	Public	✓	✓					
LEA 08	Tracking number of engagements	✓	Public		✓					
LEA 09	Number of companies engaged with, intensity of engagement and effort	✓	Private		✓					
LEA 10	Engagement methods	✓	Private		✓					
LEA 11	Examples of ESG engagements	-	n/a		✓					
LEA 12	Typical approach to (proxy) voting decisions	✓	Public		✓					
LEA 13	Percentage of voting recommendations reviewed	🔒	n/a		✓					
LEA 14	Securities lending programme	✓	Private		✓					
LEA 15	Informing companies of the rationale of abstaining/voting against management	✓	Public		✓					
LEA 16	Informing companies of the rationale of abstaining/voting against management	✓	Public		✓					
LEA 17	Percentage of (proxy) votes cast	✓	Public		✓					
LEA 18	Proportion of ballot items that were for/against/abstentions	✓	Public		✓					
LEA 19	Proportion of ballot items that were for/against/abstentions	✓	Public		✓					
LEA 20	Shareholder resolutions	-	n/a		✓					
LEA 21	Examples of (proxy) voting activities	-	n/a		✓					
LEA End	Module confirmation page	✓	-							

Direct - Fixed Income				Principle						General
Indicator	Short description	Status	Disclosure	1	2	3	4	5	6	
FI 01	Incorporation strategies applied	✓	Public	✓						
FI 02	ESG issues and issuer research	✓	Private	✓						
FI 03	Processes to ensure analysis is robust	✓	Public	✓						
FI 04	Types of screening applied	✓	Public	✓						
FI 05	Examples of ESG factors in screening process	✓	Private	✓						
FI 06	Screening - ensuring criteria are met	✓	Public	✓						
FI 07	Thematic investing - overview	🔒	n/a	✓						
FI 08	Thematic investing - themed bond processes	🔒	n/a	✓						
FI 09	Thematic investing - assessing impact	🔒	n/a	✓						
FI 10	Integration overview	✓	Public	✓						
FI 11	Integration - ESG information in investment processes	✓	Public	✓						
FI 12	Integration - E,S and G issues reviewed	✓	Public	✓						
FI 13	ESG incorporation in passive funds	-	n/a	✓						
FI 14	Engagement overview and coverage	✓	Private		✓					
FI 15	Engagement method	✓	Private	✓	✓					
FI 16	Engagement policy disclosure	✓	Private	✓	✓					
FI 17	Financial/ESG performance	✓	Private							✓
FI 18	Examples - ESG incorporation or engagement	-	n/a	✓	✓					
FI End	Module confirmation page	✓	-							

Confidence building measures				Principle						General
Indicator	Short description	Status	Disclosure	1	2	3	4	5	6	
CM1 01	Assurance, verification, or review	✓	Public							✓
CM1 02	Assurance of last year`s PRI data	✓	Public							✓
CM1 03	Other confidence building measures	✓	Public							✓
CM1 04	Assurance of this year`s PRI data	✓	Public							✓
CM1 05	External assurance	🔒	n/a							✓
CM1 06	Assurance or internal audit	🔒	n/a							✓
CM1 07	Internal verification	✓	Public							✓
CM1 01 End	Module confirmation page	✓	-							

Avanda Investment Management

Reported Information

Public version

Organisational Overview

PRI disclaimer

This document presents information reported directly by signatories. This information has not been audited by the PRI Secretariat or any other party acting on their behalf. While this information is believed to be reliable, no representations or warranties are made as to the accuracy of the information presented, and no responsibility or liability can be accepted for any error or omission.

Basic information

OO 01	Mandatory	Public	Gateway/Peering	General
-------	-----------	--------	-----------------	---------

OO 01.1 Select the services and funds you offer

Select the services and funds you offer	% of asset under management (AUM) in ranges
Fund management	<input type="radio"/> 0% <input type="radio"/> <10% <input type="radio"/> 10-50% <input checked="" type="radio"/> >50%
Fund of funds, manager of managers, sub-advised products	<input type="radio"/> 0% <input type="radio"/> <10% <input checked="" type="radio"/> 10-50% <input type="radio"/> >50%
Other	<input checked="" type="radio"/> 0% <input type="radio"/> <10% <input type="radio"/> 10-50% <input type="radio"/> >50%
Total 100%	

Further options (may be selected in addition to the above)

- Hedge funds
- Fund of hedge funds

OO 02	Mandatory	Public	Peering	General
-------	-----------	--------	---------	---------

OO 02.1 Select the location of your organisation's headquarters.

Singapore

OO 02.2 Indicate the number of countries in which you have offices (including your headquarters).

- 1
- 2-5
- 6-10
- >10

OO 02.3 Indicate the approximate number of staff in your organisation in full-time equivalents (FTE).

FTE

41

OO 03 **Mandatory** **Public** **Descriptive** **General**

OO 03.1 Indicate whether you have subsidiaries within your organisation that are also PRI signatories in their own right.

Yes

No

OO 04 **Mandatory** **Public** **Gateway/Peering** **General**

OO 04.1 Indicate the year end date for your reporting year.

31/12/2019

OO 04.2 Indicate your total AUM at the end of your reporting year.

Include the AUM of subsidiaries, but exclude advisory/execution only assets, and exclude the assets of your PRI signatory subsidiaries that you have chosen not to report on in OO 03.2

	trillions	billions	millions	thousands	hundreds
Total AUM		6	058	000	000
Currency	USD				
Assets in USD		6	058	000	000

Not applicable as we are in the fund-raising process

OO 04.4 Indicate the assets which are subject to an execution and/or advisory approach. Provide this figure based on the end of your reporting year

	trillions	billions	millions	thousands	hundreds
Total AUM			229	000	000
Currency	USD				
Assets in USD			229	000	000

Not applicable as we do not have any assets under execution and/or advisory approach

OO 06.1	Select how you would like to disclose your asset class mix.
---------	---

- as percentage breakdown
- as broad ranges

	Internally managed (%)	Externally managed (%)
Listed equity	>50%	0
Fixed income	10-50%	0
Private equity	0	0
Property	0	0
Infrastructure	0	0

Commodities	<10%	0
Hedge funds	0	10-50%
Fund of hedge funds	0	0
Forestry	0	0
Farmland	0	0
Inclusive finance	0	0
Cash	<10%	0
Money market instruments	0	0
Other (1), specify	0	0
Other (2), specify	0	0

OO 06.2 Publish asset class mix as per attached image [Optional].

OO 06.3 Indicate whether your organisation has any off-balance sheet assets [Optional].

- Yes
- No

OO 06.5 Indicate whether your organisation uses fiduciary managers.

- Yes, we use a fiduciary manager and our response to OO 5.1 is reflective of their management of our assets.
- No, we do not use fiduciary managers.

OO 09

Mandatory

Public

Peering

General

OO 09.1 Indicate the breakdown of your organisation's AUM by market.

Developed Markets

78.2

Emerging Markets

020.2

1.6	Frontier Markets
0	Other Markets
100%	Total 100%

Asset class implementation gateway indicators

OO 10	Mandatory	Public	Gateway	General
OO 10.1	Select the active ownership activities your organisation implemented in the reporting year.			
	Listed equity – engagement			
	<input checked="" type="checkbox"/> We engage with companies on ESG factors via our staff, collaborations or service providers. <input type="checkbox"/> We do not engage directly and do not require external managers to engage with companies on ESG factors.			
	Listed equity – voting			
	<input checked="" type="checkbox"/> We cast our (proxy) votes directly or via dedicated voting providers <input type="checkbox"/> We do not cast our (proxy) votes directly and do not require external managers to vote on our behalf			
	Fixed income SSA – engagement			
	<input checked="" type="checkbox"/> We engage with SSA bond issuers on ESG factors via our staff, collaborations or service providers. <input type="checkbox"/> We do not engage directly and do not require external managers to engage with SSA bond issuers on ESG factors. Please explain why you do not.			
	Fixed income Corporate (financial) – engagement			
	<input checked="" type="checkbox"/> We engage with companies on ESG factors via our staff, collaborations or service providers. <input type="checkbox"/> We do not engage directly and do not require external managers to engage with companies on ESG factors. Please explain why you do not.			
	Fixed income Corporate (non-financial) – engagement			
	<input checked="" type="checkbox"/> We engage with companies on ESG factors via our staff, collaborations or service providers. <input type="checkbox"/> We do not engage directly and do not require external managers to engage with companies on ESG factors. Please explain why you do not.			
OO 11	Mandatory	Public	Gateway	General

OO 11.1

Select the internally managed asset classes in which you addressed ESG incorporation into your investment decisions and/or your active ownership practices (during the reporting year).

Listed equity

- We address ESG incorporation.
- We do not do ESG incorporation.

Fixed income - SSA

- We address ESG incorporation.
- We do not do ESG incorporation.

Fixed income - corporate (financial)

- We address ESG incorporation.
- We do not do ESG incorporation.

Fixed income - corporate (non-financial)

- We address ESG incorporation.
- We do not do ESG incorporation.

Commodities

- We address ESG incorporation.
- We do not do ESG incorporation.

Cash

- We address ESG incorporation.
- We do not do ESG incorporation.

OO 11.2

Select the externally managed assets classes in which you and/or your investment consultants address ESG incorporation in your external manager selection, appointment and/or monitoring processes.

Asset class	ESG incorporation addressed in your external manager selection, appointment and/or monitoring processes
Hedge funds	<div data-bbox="384 1715 1476 1798" style="background-color: #0070C0; color: white; padding: 5px;"> Hedge funds - ESG incorporation addressed in your external manager selection, appointment and/or monitoring processes </div> <ul style="list-style-type: none"> <input checked="" type="checkbox"/> We incorporate ESG into our external manager selection process <input checked="" type="checkbox"/> We invest only in pooled funds and external manager appointment is not applicable <input checked="" type="checkbox"/> We incorporate ESG into our external manager monitoring process <input type="checkbox"/> We do not do ESG incorporation

OO 11.4

Provide a brief description of how your organisation includes responsible investment considerations in your investment manager selection, appointment and monitoring processes.

We integrate ESG considerations into our 6 P process (product, process, philosophy, people, price, performance) for selecting and appointing hedge funds.

OO 11.5

For your externally managed pooled funds, describe any mechanisms in place to set expectations as part of the appointment or commitment process.

All prospective external managers are informed that Avanda are a UNPRI signatory and that any manager that follows UNPRI or other SRI principles will be viewed favourably in the assessment and commitment process.

OO 12	Mandatory	Public	Gateway	General
-------	-----------	--------	---------	---------

OO 12.1

Below are all applicable modules or sections you may report on. Those which are mandatory to report (asset classes representing 10% or more of your AUM) are already ticked and read-only. Those which are voluntary to report on can be opted into by ticking the box.

Core modules

- Organisational Overview
- Strategy and Governance

RI implementation directly or via service providers

Direct - Listed Equity incorporation

- Listed Equity incorporation

Direct - Listed Equity active ownership

- Engagements
- (Proxy) voting

Direct - Fixed Income

- Fixed income - SSA
- Fixed income - Corporate (financial)
- Fixed income - Corporate (non-financial)

Closing module

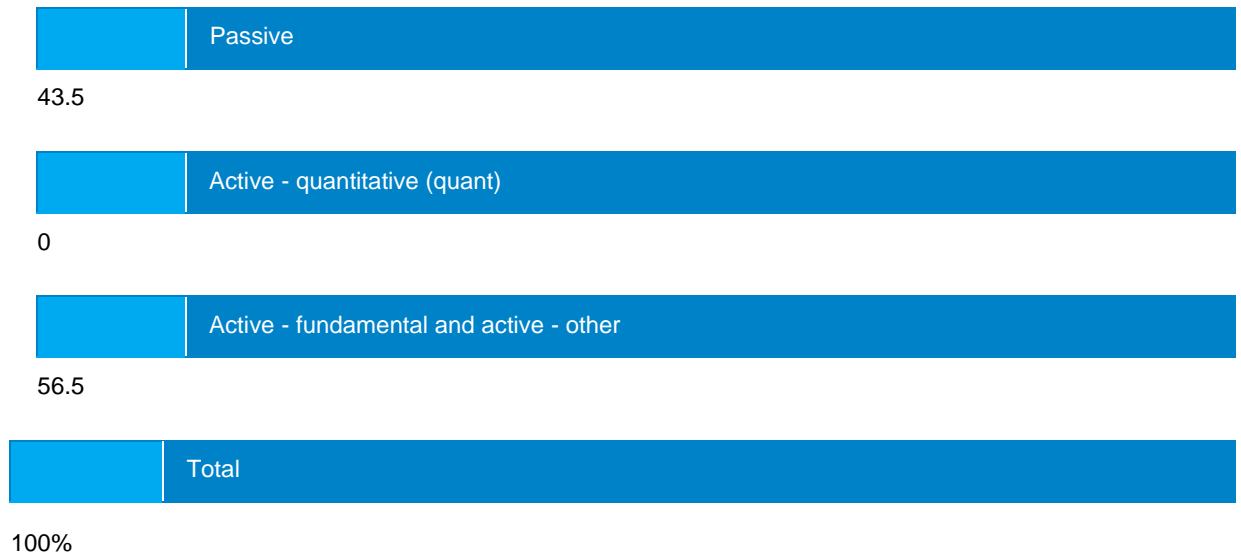
- Closing module

Peering questions

OO LE 01	Mandatory to Report Voluntary to Disclose	Public	Gateway	General
----------	---	--------	---------	---------

OO LE 01.1	Provide a breakdown of your internally managed listed equities by passive, active - quantitative (quant), active - fundamental and active - other strategies.
------------	---

Percentage of internally managed listed equities



OO FI 01	Mandatory to Report Voluntary to Disclose	Public	Gateway	General
----------	---	--------	---------	---------

OO FI 01.1	Provide a breakdown of your internally managed fixed income securities by active and passive strategies
------------	---

SSA	<table border="1"> <tbody> <tr> <td data-bbox="496 221 620 286"> </td> <td data-bbox="620 221 1474 286"> Passive </td> </tr> <tr> <td data-bbox="496 297 620 353"> 14.7 </td> <td></td> </tr> <tr> <td data-bbox="496 365 620 430"> </td> <td data-bbox="620 365 1474 430"> Active - quantitative (quant) </td> </tr> <tr> <td data-bbox="496 441 620 497"> 0 </td> <td></td> </tr> <tr> <td data-bbox="496 508 620 573"> </td> <td data-bbox="620 508 1474 573"> Active - fundamental and active - other </td> </tr> <tr> <td data-bbox="496 584 620 640"> 85.3 </td> <td></td> </tr> <tr> <td data-bbox="496 651 620 716"> </td> <td data-bbox="620 651 1474 716"> Total </td> </tr> <tr> <td data-bbox="496 728 620 784"> 100% </td> <td></td> </tr> </tbody> </table>		Passive	14.7			Active - quantitative (quant)	0			Active - fundamental and active - other	85.3			Total	100%	
	Passive																
14.7																	
	Active - quantitative (quant)																
0																	
	Active - fundamental and active - other																
85.3																	
	Total																
100%																	
Corporate (financial)	<table border="1"> <tbody> <tr> <td data-bbox="496 810 620 875"> </td> <td data-bbox="620 810 1474 875"> Passive </td> </tr> <tr> <td data-bbox="496 887 620 943"> 0 </td> <td></td> </tr> <tr> <td data-bbox="496 954 620 1019"> </td> <td data-bbox="620 954 1474 1019"> Active - quantitative (quant) </td> </tr> <tr> <td data-bbox="496 1030 620 1086"> 0 </td> <td></td> </tr> <tr> <td data-bbox="496 1097 620 1162"> </td> <td data-bbox="620 1097 1474 1162"> Active - fundamental and active - other </td> </tr> <tr> <td data-bbox="496 1173 620 1229"> 100 </td> <td></td> </tr> <tr> <td data-bbox="496 1240 620 1305"> </td> <td data-bbox="620 1240 1474 1305"> Total </td> </tr> <tr> <td data-bbox="496 1317 620 1373"> 100% </td> <td></td> </tr> </tbody> </table>		Passive	0			Active - quantitative (quant)	0			Active - fundamental and active - other	100			Total	100%	
	Passive																
0																	
	Active - quantitative (quant)																
0																	
	Active - fundamental and active - other																
100																	
	Total																
100%																	
Corporate (non-financial)	<table border="1"> <tbody> <tr> <td data-bbox="496 1400 620 1464"> </td> <td data-bbox="620 1400 1474 1464"> Passive </td> </tr> <tr> <td data-bbox="496 1476 620 1532"> 0 </td> <td></td> </tr> <tr> <td data-bbox="496 1543 620 1608"> </td> <td data-bbox="620 1543 1474 1608"> Active - quantitative (quant) </td> </tr> <tr> <td data-bbox="496 1619 620 1675"> 0 </td> <td></td> </tr> <tr> <td data-bbox="496 1686 620 1751"> </td> <td data-bbox="620 1686 1474 1751"> Active - fundamental and active - other </td> </tr> <tr> <td data-bbox="496 1762 620 1818"> 100 </td> <td></td> </tr> <tr> <td data-bbox="496 1830 620 1895"> </td> <td data-bbox="620 1830 1474 1895"> Total </td> </tr> <tr> <td data-bbox="496 1906 620 1960"> 100% </td> <td></td> </tr> </tbody> </table>		Passive	0			Active - quantitative (quant)	0			Active - fundamental and active - other	100			Total	100%	
	Passive																
0																	
	Active - quantitative (quant)																
0																	
	Active - fundamental and active - other																
100																	
	Total																
100%																	

Update: this indicator has changed from "Mandatory to report, voluntary to disclose" to "Mandatory". **Your response to this indicator will be published in the Public Transparency Report.** This change is to enable improved analysis and peering.

OO FI 03.1 Indicate the approximate (+/- 5%) breakdown of your SSA investments, by developed markets and emerging markets.

SSA	Developed markets	97
	Emerging markets	3
	Total	100%

OO FI 03.2 Indicate the approximate (+/- 5%) breakdown of your corporate and securitised investments by investment grade or high-yield securities.

Type	Investment grade (+/- 5%)	High-yield (+/- 5%)	Total internally managed
Corporate (financial)	<input type="radio"/> >50% <input checked="" type="radio"/> 10-50% <input type="radio"/> <10% <input type="radio"/> 0%	<input checked="" type="radio"/> >50% <input type="radio"/> 10-50% <input type="radio"/> <10% <input type="radio"/> 0%	100%
Corporate (non-financial)	<input checked="" type="radio"/> >50% <input type="radio"/> 10-50% <input type="radio"/> <10% <input type="radio"/> 0%	<input type="radio"/> >50% <input checked="" type="radio"/> 10-50% <input type="radio"/> <10% <input type="radio"/> 0%	100%

If you are invested in private debt and reporting on ratings is not relevant for you, please indicate below

OO FI 03.2 is not applicable as our internally managed fixed income assets are invested only in private debt.

Avanda Investment Management

Reported Information

Public version

Strategy and Governance

PRI disclaimer

This document presents information reported directly by signatories. This information has not been audited by the PRI Secretariat or any other party acting on their behalf. While this information is believed to be reliable, no representations or warranties are made as to the accuracy of the information presented, and no responsibility or liability can be accepted for any error or omission.

Investment policy

SG 01

Mandatory

Public

Core Assessed

General

New selection options have been added to this indicator. Please review your prefilled responses carefully.

SG 01.1

Indicate if you have an investment policy that covers your responsible investment approach.

Yes

SG 01.2

Indicate the components/types and coverage of your policy.

Select all that apply

Policy components/types	Coverage by AUM
<input checked="" type="checkbox"/> Policy setting out your overall approach <input type="checkbox"/> Formalised guidelines on environmental factors <input type="checkbox"/> Formalised guidelines on social factors <input type="checkbox"/> Formalised guidelines on corporate governance factors <input type="checkbox"/> Fiduciary (or equivalent) duties <input checked="" type="checkbox"/> Asset class-specific RI guidelines <input type="checkbox"/> Sector specific RI guidelines <input checked="" type="checkbox"/> Screening / exclusions policy <input type="checkbox"/> Engagement policy <input type="checkbox"/> (Proxy) voting policy <input type="checkbox"/> Other, specify (1) <input type="checkbox"/> Other, specify(2)	<input type="radio"/> Applicable policies cover all AUM <input checked="" type="radio"/> Applicable policies cover a majority of AUM <input type="radio"/> Applicable policies cover a minority of AUM

SG 01.3

Indicate if the investment policy covers any of the following

- Your organisation's definition of ESG and/or responsible investment and it's relation to investments
- Your investment objectives that take ESG factors/real economy influence into account
- Time horizon of your investment
- Governance structure of organisational ESG responsibilities
- ESG incorporation approaches
- Active ownership approaches
- Reporting
- Climate change
- Understanding and incorporating client / beneficiary sustainability preferences
- Other RI considerations, specify (1)
- Other RI considerations, specify (2)

SG 01.4

Describe your organisation's investment principles and overall investment strategy, interpretation of fiduciary (or equivalent) duties, and how they consider ESG factors and real economy impact.

Avanda's vision is to be an independent world-class fund manager that helps clients meet their long-term investment needs by bringing to bear our extensive investment expertise across multiple asset classes and geographic regions.

In line with our long-term orientation, we believe in the value of patient capital and do not allow our decision-making to be steered by short-term market volatility. Rather, we stay abreast of global political and economic developments, constantly analysing the macro environment to identify trends that may impact countries, industries and companies in the longer term. Environmental, social and governance (ESG) issues are an integral part of this analysis, as they have the potential to substantially impact progress on a sustainable, long-term basis, at the country, sector and company level.

No

SG 02**Mandatory****Public****Core Assessed****PRI 6**

New selection options have been added to this indicator. Please review your prefilled responses carefully.

SG 02.1

Indicate which of your investment policy documents (if any) are publicly available. Provide a URL and an attachment of the document.

- Policy setting out your overall approach
- Asset class-specific RI guidelines
- Screening / exclusions policy
- We do not publicly disclose our investment policy documents

SG 02.2

Indicate if any of your investment policy components are publicly available. Provide URL and an attachment of the document.

- Your organisation's definition of ESG and/or responsible investment and it's relation to investments
- Your investment objectives that take ESG factors/real economy influence into account
- Governance structure of organisational ESG responsibilities
- ESG incorporation approaches
- Active ownership approaches
- Reporting
- We do not publicly disclose any investment policy components

SG 03**Mandatory****Public****Core Assessed****General****SG 03.1**

Indicate if your organisation has a policy on managing potential conflicts of interest in the investment process.

- Yes

SG 03.2

Describe your policy on managing potential conflicts of interest in the investment process.

We are restricted from investing in companies where our Partners are Board members. In addition, all employees are required to seek approval prior to being involved in any engagement externally that may result in conflicts of interest. Policies established for management of potential conflict of interests include our Personal Trading policy, Trade Allocation policy, and Gifts and Entertainment Policy.

- No

Objectives and strategies**SG 05****Mandatory****Public****Gateway/Core Assessed****General****SG 05.1**

Indicate if and how frequently your organisation sets and reviews objectives for its responsible investment activities.

- Quarterly or more frequently
- Biannually
- Annually
- Less frequently than annually
- Ad-hoc basis
- It is not set/reviewed

Governance and human resources**SG 07****Mandatory****Public****Core Assessed****General**

SG 07.1

Indicate the internal and/or external roles used by your organisation, and indicate for each whether they have oversight and/or implementation responsibilities for responsible investment.

Roles

- Board members or trustees
- Internal Roles (triggers other options)

Select from the below internal roles

- Chief Executive Officer (CEO), Chief Investment Officer (CIO), Chief Operating Officer (COO), Investment Committee
 - Oversight/accountability for responsible investment
 - Implementation of responsible investment
 - No oversight/accountability or implementation responsibility for responsible investment
- Other Chief-level staff or head of department, specify
EQ, FI, SAA
 - Oversight/accountability for responsible investment
 - Implementation of responsible investment
 - No oversight/accountability or implementation responsibility for responsible investment
- Portfolio managers
 - Oversight/accountability for responsible investment
 - Implementation of responsible investment
 - No oversight/accountability or implementation responsibility for responsible investment
- Investment analysts
 - Oversight/accountability for responsible investment
 - Implementation of responsible investment
 - No oversight/accountability or implementation responsibility for responsible investment
- Dedicated responsible investment staff
- Investor relations
 - Oversight/accountability for responsible investment
 - Implementation of responsible investment
 - No oversight/accountability or implementation responsibility for responsible investment
- Other role, specify (1)
- Other role, specify (2)
- External managers or service providers

SG 07.3

Indicate the number of dedicated responsible investment staff your organisation has.

Number

0

Promoting responsible investment

SG 09	Mandatory	Public	Core Assessed	PRI 4,5
-------	-----------	--------	---------------	---------

SG 09.1	Select the collaborative organisation and/or initiatives of which your organisation is a member or in which it participated during the reporting year, and the role you played.
---------	---

Select all that apply

- Principles for Responsible Investment

Your organisation's role in the initiative during the reporting period (see definitions)

- Basic
- Moderate
- Advanced
- Asian Corporate Governance Association
- Australian Council of Superannuation Investors
- AVCA: Sustainability Committee
- France Invest – La Commission ESG
- BVCA – Responsible Investment Advisory Board
- CDP Climate Change
- CDP Forests
- CDP Water
- CFA Institute Centre for Financial Market Integrity
- Climate Action 100+
- Code for Responsible Investment in SA (CRISA)
- Council of Institutional Investors (CII)
- Eumedion
- Extractive Industries Transparency Initiative (EITI)
- ESG Research Australia
- Invest Europe Responsible Investment Roundtable
- Global Investors Governance Network (GIGN)
- Global Impact Investing Network (GIIN)
- Global Real Estate Sustainability Benchmark (GRESB)
- Green Bond Principles
- HKVCA: ESG Committee
- Institutional Investors Group on Climate Change (IIGCC)
- Interfaith Center on Corporate Responsibility (ICCR)
- International Corporate Governance Network (ICGN)
- Investor Group on Climate Change, Australia/New Zealand (IGCC)
- International Integrated Reporting Council (IIRC)
- Investor Network on Climate Risk (INCR)/CERES
- Local Authority Pension Fund Forum
- Principles for Financial Action in the 21st Century
- Principles for Sustainable Insurance
- Regional or National Social Investment Forums (e.g. UKSIF, Eurosif, ASRIA, RIAA), specify
- Responsible Finance Principles in Inclusive Finance
- Shareholder Association for Research and Education (Share)
- United Nations Environmental Program Finance Initiative (UNEP FI)
- United Nations Global Compact
- Other collaborative organisation/initiative, specify
Standards Board for Alternative Investments

Your organisation's role in the initiative during the reporting year (see definitions)

- Basic
- Moderate
- Advanced

Other collaborative organisation/initiative, specify

CFA Asset Manager Code of Conduct

Your organisation's role in the initiative during the reporting year (see definitions)

- Basic
- Moderate
- Advanced

Other collaborative organisation/initiative, specify

Other collaborative organisation/initiative, specify

SG 10	Mandatory	Public	Core Assessed	PRI 4
-------	-----------	--------	---------------	-------

SG 10.1 Indicate if your organisation promotes responsible investment, independently of collaborative initiatives.

- Yes
- No

Outsourcing to fiduciary managers and investment consultants

SG 12	Mandatory	Public	Core Assessed	PRI 4
-------	-----------	--------	---------------	-------

New selection options have been added to this indicator. Please review your prefilled responses carefully.

SG 12.1 Indicate whether your organisation uses investment consultants.

- Yes, we use investment consultants
- No, we do not use investment consultants.

ESG issues in asset allocation

SG 13	Mandatory	Public	Descriptive	PRI 1
-------	-----------	--------	-------------	-------

SG 13.1

Indicate whether the organisation carries out scenario analysis and/or modelling, and if it does, provide a description of the scenario analysis (by asset class, sector, strategic asset allocation, etc.).

- Yes, in order to assess future ESG factors
- Yes, in order to assess future climate-related risks and opportunities
- No, our organisation does not currently carry out scenario analysis and/or modelling

SG 13.3

Additional information. [OPTIONAL]

We do carry out scenario analysis, but it may or may not include climate-related and other ESG issues.

Two types of scenarios are used in our forward-looking stress tests:

- Economic scenarios reflecting current concerns. These scenarios are constructed by applying economic research to the translation of economic variables into portfolio risk drivers.
- Hypothetical scenarios simulating plausible future shocks that might not have happened in the past or are not inferred from the current economic scenario. These scenarios employ principal components to arrive at a comprehensive list of scenarios across asset classes that are used to shock the portfolio. This allows us to explore the tails in ways that history has not yet evidenced. The scenarios may or may not include climate-related and other ESG issues.

Asset class implementation not reported in other modules

SG 17

Mandatory

Public

Descriptive

General

SG 17.1

Describe how you address ESG issues for externally managed assets for which a specific PRI asset class module has yet to be developed or for which you are not required to report because your assets are below the minimum threshold.

Asset Class	Describe what processes are in place and the outputs or outcomes achieved
Hedge funds - DDQ	<div style="background-color: #0070C0; color: white; padding: 5px; text-align: center;">Select whether you use the PRI Hedge Fund DDQ</div> <input type="radio"/> Yes <input checked="" type="radio"/> No
Hedge funds	<p>We integrate ESG considerations into our 6 P Process (product, process, philosophy, people, price, performance) for selecting and appointing hedge funds.</p> <p>Also, all prospective external managers are informed that Avanda are a UNPRI signatory and that any manager that follows UNPRI or other SRI principles will be viewed favourably in the assessment and commitment process.</p>

Communication

SG 19

Mandatory

Public

Core Assessed

PRI 2, 6

SG 19.1

Indicate whether your organisation typically discloses asset class specific information proactively. Select the frequency of the disclosure to clients/beneficiaries and the public, and provide a URL to the public information.

Listed equity - Incorporation

Do you disclose?

- We do not proactively disclose it to the public and/or clients/beneficiaries
- We disclose to clients/beneficiaries only.
- We disclose it publicly

Disclosure to clients/beneficiaries	
	<div style="background-color: #0070C0; color: white; padding: 2px;">Disclosure to clients/beneficiaries</div> <ul style="list-style-type: none"> <input checked="" type="radio"/> Broad approach to ESG incorporation <input type="radio"/> Detailed explanation of ESG incorporation strategy used
	<div style="background-color: #0070C0; color: white; padding: 2px;">Frequency</div> <ul style="list-style-type: none"> <input type="checkbox"/> Quarterly or more frequently <input type="checkbox"/> Biannually <input type="checkbox"/> Annually <input type="checkbox"/> Less frequently than annually <input checked="" type="checkbox"/> Ad-hoc/when requested

Listed equity - Engagement

Do you disclose?

- We do not disclose to either clients/beneficiaries or the public.
- We disclose to clients/beneficiaries only.
- We disclose to the public

Disclosure to clients/beneficiaries	
	<p>Disclosure to clients/beneficiaries</p> <p><input type="checkbox"/> Details on the overall engagement strategy</p> <p><input type="checkbox"/> Details on the selection of engagement cases and definition of objectives of the selections, priorities and specific goals</p> <p><input type="checkbox"/> Number of engagements undertaken</p> <p><input type="checkbox"/> Breakdown of engagements by type/topic</p> <p><input type="checkbox"/> Breakdown of engagements by region</p> <p><input type="checkbox"/> An assessment of the current status of the progress achieved and outcomes against defined objectives</p> <p><input checked="" type="checkbox"/> Examples of engagement cases</p> <p><input type="checkbox"/> Details on eventual escalation strategy taken after the initial dialogue has been unsuccessful (i.e. filing resolutions, issuing a statement, voting against management, divestment etc.)</p> <p><input type="checkbox"/> Details on whether the provided information has been externally assured</p> <p><input type="checkbox"/> Outcomes that have been achieved from the engagement</p> <p><input type="checkbox"/> Other information</p>
	<p>Frequency</p> <p><input type="checkbox"/> Quarterly or more frequently</p> <p><input type="checkbox"/> Biannually</p> <p><input type="checkbox"/> Annually</p> <p><input type="checkbox"/> Less frequently than annually</p> <p><input checked="" type="checkbox"/> Ad-hoc/when requested</p>

Listed equity – (Proxy) Voting

Do you disclose?

- We do not disclose to either clients/beneficiaries or the public.
- We disclose to clients/beneficiaries only.
- We disclose to the public

Fixed income

Do you disclose?

- We do not disclose to either clients/beneficiaries or the public.
- We disclose to clients/beneficiaries only.
- We disclose to the public

Avanda Investment Management

Reported Information

Public version

Direct - Listed Equity Incorporation

PRI disclaimer

This document presents information reported directly by signatories. This information has not been audited by the PRI Secretariat or any other party acting on their behalf. While this information is believed to be reliable, no representations or warranties are made as to the accuracy of the information presented, and no responsibility or liability can be accepted for any error or omission.

ESG incorporation in actively managed listed equities

Implementation processes


LEI 01	Mandatory	Public	Gateway	PRI 1
--------	-----------	--------	---------	-------

LEI 01.1


Indicate which ESG incorporation strategy and/or combination of strategies you apply to your actively managed listed equities; and the breakdown of your actively managed listed equities by strategy or combination of strategies.

ESG incorporation strategy (select all that apply)

- Screening alone (i.e., not combined with any other strategies)

Percentage of active listed equity to which the strategy is applied — you may estimate +/- 5%	 40
---	--

- Thematic alone (i.e., not combined with any other strategies)
- Integration alone (i.e., not combined with any other strategies)
- Screening and integration strategies

Percentage of active listed equity to which the strategy is applied — you may estimate +/- 5%	 60
---	--

- Thematic and integration strategies
- Screening and thematic strategies
- All three strategies combined
- We do not apply incorporation strategies

Total actively managed listed equities

100%

LEI 01.2

Describe your organisation's approach to ESG incorporation and the reasons for choosing the particular strategy/strategies.

We incorporate negative screening to the entire portfolio and exclude companies in UN-sanctioned countries and companies involved in pornography and prostitution activities.

For a proportion of our portfolio, we incorporate integration as well. Using a combination of both third party ESG information sources as well as our own internal analysis, we assess the companies along ESG lines, assigning them an ESG score which then factors into our investment decision making.

For companies that do not meet a certain minimum threshold, we will have a below-average position size in our portfolio. Cumulatively, such companies should not sum up to more than a certain percentage of the portfolio. Should the above limits be exceeded, we would review the companies.

(A) Implementation: Screening

LEI 04	Mandatory	Public	Descriptive	PRI 1
--------	-----------	--------	-------------	-------

LEI 04.1

Indicate and describe the type of screening you apply to your internally managed active listed equities.

Type of screening

Negative/exclusionary screening

Screened by

- Product
- Activity
- Sector
- Country/geographic region
- Environmental and social practices and performance
- Corporate governance

Description

We exclude companies in UN-sanctioned countries and companies involved in pornography and prostitution activities.

- Positive/best-in-class screening
- Norms-based screening

LEI 04.2

Describe how you notify clients and/or beneficiaries when changes are made to your screening criteria.

Criteria are established in line with our IMAs with our clients.

LEI 05	Mandatory	Public	Core Assessed	PRI 1
--------	-----------	--------	---------------	-------

LEI 05.1

Indicate which processes your organisation uses to ensure ESG screening is based on robust analysis.

- Comprehensive ESG research is undertaken or sourced to determine companies' activities and products.
- Companies are given the opportunity by you or your research provider to review ESG research on them and correct inaccuracies.
- External research and data used to identify companies to be excluded/included is subject to internal audit by ESG/RI staff, the internal audit function or similar.
- Third-party ESG ratings are updated regularly to ensure that portfolio holdings comply with fund policies.
- Trading platforms blocking / restricting flagged securities on the black list.
- A committee, body or similar with representatives independent of the individuals who conduct company research reviews some or all screening decisions.
- A periodic review of internal research is carried out.
- Review and evaluation of external research providers.
- Other; specify
- None of the above

(C) Implementation: Integration of ESG factors

LEI 08

Mandatory




Public

Core Assessed

PRI 1

LEI 08.1

Indicate the proportion of actively managed listed equity portfolios where E, S and G factors are systematically researched as part of your investment analysis.

ESG issues	Proportion impacted by analysis
Environmental	 <p> <input type="radio"/> <10% <input type="radio"/> 10-50% <input checked="" type="radio"/> 51-90% <input type="radio"/> >90% </p>
Social	 <p> <input type="radio"/> <10% <input type="radio"/> 10-50% <input checked="" type="radio"/> 51-90% <input type="radio"/> >90% </p>
Corporate Governance	 <p> <input type="radio"/> <10% <input type="radio"/> 10-50% <input checked="" type="radio"/> 51-90% <input type="radio"/> >90% </p>

LEI 09	Mandatory	Public	Core Assessed	PRI 1
--------	-----------	--------	---------------	-------

LEI 09.1 Indicate which processes your organisation uses to ensure ESG integration is based on robust analysis.

- Comprehensive ESG research is undertaken or sourced to determine companies' activities and products
- Companies are given the opportunity by you or your research provider to review ESG research on them and correct inaccuracies
- Third-party ESG ratings are updated regularly
- A periodic review of the internal research is carried out
- Structured, regular ESG specific meetings between responsible investment staff and the fund manager or within the investments team
- ESG risk profile of a portfolio against benchmark
- Analysis of the impact of ESG factors on investment risk and return performance
- Other; specify
- None of the above

LEI 09.2

Indicate the proportion of your actively managed listed equity portfolio that is subject to comprehensive ESG research as part your integration strategy.

- <10%
- 10-50%
- 51-90%
- >90%

LEI 09.4

Indicate how frequently you review internal research that builds your ESG integration strategy.

- Quarterly or more frequently
- Bi-Annually
- Annually
- Less frequently than annually

LEI 09.5

Describe how ESG information is held and used by your portfolio managers.

- ESG information is held within centralised databases or tools, and it is accessible by all relevant staff
- ESG information or analysis is a standard section or aspect of all company research notes or industry/sector analysis generated by investment staff
- Systematic records are kept that capture how ESG information and research were incorporated into investment decisions
- Other; specify
- None of the above

Avanda Investment Management

Reported Information

Public version

Direct - Listed Equity Active Ownership

PRI disclaimer

This document presents information reported directly by signatories. This information has not been audited by the PRI Secretariat or any other party acting on their behalf. While this information is believed to be reliable, no representations or warranties are made as to the accuracy of the information presented, and no responsibility or liability can be accepted for any error or omission.

Overview

LEA 01

Mandatory

Public

Core Assessed

PRI 2

New selection options have been added to this indicator. Please review your prefilled responses carefully.

LEA 01.1

Indicate whether your organisation has an active ownership policy (includes engagement and/or voting).

Yes

LEA 01.2

Attach or provide a URL to your active ownership policy.

Attachment provided:

[File 1:Engagement Policy 2020.pdf](#)

URL provided:

LEA 01.3

Indicate what your active engagement policy covers:

General approach to Active Ownership

- Conflicts of interest
- Alignment with national stewardship code requirements
- Assets/funds covered by active ownership policy
- Expectations and objectives
- Engagement approach

Engagement

- ESG issues
- Prioritisation of engagement
- Methods of engagement
- Transparency of engagement activities
- Due diligence and monitoring process
- Insider information
- Escalation strategies
- Service Provider specific criteria
- Other; (specify)
- (Proxy) voting approach
- Other
- None of the above

No

LEA 01.4

Do you outsource any of your active ownership activities to service providers?

Yes

No

Engagement

LEA 02

Mandatory

Public

Core Assessed

PRI 1,2,3

LEA 02.1

Indicate the method of engagement, giving reasons for the interaction.

Type of engagement	Reason for interaction
Individual / Internal staff engagements	<input checked="" type="checkbox"/> To influence corporate practice (or identify the need to influence it) on ESG issues <input checked="" type="checkbox"/> To encourage improved/increased ESG disclosure <input checked="" type="checkbox"/> To gain an understanding of ESG strategy and/or management <input type="checkbox"/> We do not engage via internal staff
Collaborative engagements	<input type="checkbox"/> To influence corporate practice (or identify the need to influence it) on ESG issues <input type="checkbox"/> To encourage improved/increased ESG disclosure <input type="checkbox"/> To gain an understanding of ESG strategy and/or management <input checked="" type="checkbox"/> We do not engage via collaborative engagements
Service provider engagements	<input type="checkbox"/> To influence corporate practice (or identify the need to influence it) on ESG issues <input type="checkbox"/> To encourage improved/increased ESG disclosure <input type="checkbox"/> To gain an understanding of ESG strategy and/or management <input checked="" type="checkbox"/> We do not engage via service providers

LEA 03

Mandatory

Public

Core Assessed

PRI 2

New selection options have been added to this indicator. Please review your prefilled responses carefully.

LEA 03.1

Indicate whether your organisation has a formal process for identifying and prioritising engagements.

Yes

LEA 03.2

Indicate the criteria used to identify and prioritise engagements for each type of engagement.

Type of engagement	Criteria used to identify/prioritise engagements																										
Individual / Internal staff engagements	<table border="1"> <thead> <tr> <th colspan="2">Individual / Internal staff engagements</th> </tr> </thead> <tbody> <tr> <td><input type="checkbox"/></td> <td>Geography/market of the companies</td> </tr> <tr> <td><input checked="" type="checkbox"/></td> <td>Materiality of the ESG factors</td> </tr> <tr> <td><input type="checkbox"/></td> <td>Exposure (size of holdings)</td> </tr> <tr> <td><input checked="" type="checkbox"/></td> <td>Responses to ESG impacts that have already occurred</td> </tr> <tr> <td><input type="checkbox"/></td> <td>Responses to divestment pressure</td> </tr> <tr> <td><input type="checkbox"/></td> <td>Consultation with clients/beneficiaries</td> </tr> <tr> <td><input type="checkbox"/></td> <td>Consultation with other stakeholders (e.g. NGOs, trade unions, etc.)</td> </tr> <tr> <td><input type="checkbox"/></td> <td>Follow-up from a voting decision</td> </tr> <tr> <td><input checked="" type="checkbox"/></td> <td>Client request</td> </tr> <tr> <td><input checked="" type="checkbox"/></td> <td>Breaches of international norms</td> </tr> <tr> <td><input type="checkbox"/></td> <td>Other; (specify)</td> </tr> <tr> <td><input type="checkbox"/></td> <td>We do not outline engagement criteria for our individual engagements</td> </tr> </tbody> </table>	Individual / Internal staff engagements		<input type="checkbox"/>	Geography/market of the companies	<input checked="" type="checkbox"/>	Materiality of the ESG factors	<input type="checkbox"/>	Exposure (size of holdings)	<input checked="" type="checkbox"/>	Responses to ESG impacts that have already occurred	<input type="checkbox"/>	Responses to divestment pressure	<input type="checkbox"/>	Consultation with clients/beneficiaries	<input type="checkbox"/>	Consultation with other stakeholders (e.g. NGOs, trade unions, etc.)	<input type="checkbox"/>	Follow-up from a voting decision	<input checked="" type="checkbox"/>	Client request	<input checked="" type="checkbox"/>	Breaches of international norms	<input type="checkbox"/>	Other; (specify)	<input type="checkbox"/>	We do not outline engagement criteria for our individual engagements
Individual / Internal staff engagements																											
<input type="checkbox"/>	Geography/market of the companies																										
<input checked="" type="checkbox"/>	Materiality of the ESG factors																										
<input type="checkbox"/>	Exposure (size of holdings)																										
<input checked="" type="checkbox"/>	Responses to ESG impacts that have already occurred																										
<input type="checkbox"/>	Responses to divestment pressure																										
<input type="checkbox"/>	Consultation with clients/beneficiaries																										
<input type="checkbox"/>	Consultation with other stakeholders (e.g. NGOs, trade unions, etc.)																										
<input type="checkbox"/>	Follow-up from a voting decision																										
<input checked="" type="checkbox"/>	Client request																										
<input checked="" type="checkbox"/>	Breaches of international norms																										
<input type="checkbox"/>	Other; (specify)																										
<input type="checkbox"/>	We do not outline engagement criteria for our individual engagements																										

No

LEA 04	Mandatory	Public	Core Assessed	PRI 2
--------	-----------	--------	---------------	-------

New selection options have been added to this indicator. Please review your prefilled responses carefully.

LEA 04.1	Indicate whether you define specific objectives for your organisation's engagement activities.
----------	--

Individual / Internal staff engagements	<input checked="" type="radio"/> All engagement activities <input type="radio"/> Majority of engagement activities <input type="radio"/> Minority of engagement activities <input type="radio"/> We do not define specific objectives for engagement activities carried out by internal staff
---	--

LEA 05	Mandatory	Public	Core Assessed	PRI 2
--------	-----------	--------	---------------	-------

LEA 05.1	Indicate whether you monitor and/or review engagement outcomes.
----------	---

Individual / Internal staff engagements	<input checked="" type="radio"/> Yes, in all cases <input type="radio"/> Yes, in a majority of cases <input type="radio"/> Yes, in a minority of cases <input type="radio"/> We do not monitor, or review engagement outcomes when the engagement is carried out by our internal staff.
---	--

LEA 05.2

Indicate whether you do any of the following to monitor and/or review the progress of engagement activities.

Individual / Internal staff engagements	<input checked="" type="checkbox"/> Define timelines/milestones for your objectives <input checked="" type="checkbox"/> Track and/or monitor progress against defined objectives and/or KPIs <input type="checkbox"/> Track and/or monitor the progress of action taken when original objectives are not met <input checked="" type="checkbox"/> Revisit and, if necessary, revise objectives on a continuous basis <input type="checkbox"/> Other; specify
---	---

LEA 06	Mandatory	Public	Additional Assessed	PRI 2,4
---------------	------------------	---------------	----------------------------	----------------

LEA 06.1

Indicate whether your organisation has an escalation strategy when engagements are unsuccessful.

Yes

LEA 06.2

Indicate the escalation strategies used at your organisation following unsuccessful engagements.

- Collaborating with other investors
- Issuing a public statement
- Filing/submitting a shareholder resolution
- Voting against the re-election of the relevant directors
- Voting against the board of directors or the annual financial report
- Submitting nominations for election to the board
- Seeking legal remedy / litigation
- Reducing exposure (size of holdings)
- Divestment
- Other; specify

No

LEA 07	Voluntary	Public	Additional Assessed	PRI 1,2
---------------	------------------	---------------	----------------------------	----------------

LEA 07.1

Indicate whether insights gained from your organisation's engagements are shared with investment decision-makers.

Type of engagement	Insights shared
Individual / Internal staff engagements	<input checked="" type="radio"/> Yes, systematically <input type="radio"/> Yes, occasionally <input type="radio"/> No

LEA 07.2 Indicate the practices used to ensure that information and insights gained through engagements are shared with investment decision-makers.

- Involving investment decision-makers when developing an engagement programme
- Holding investment team meetings and/or presentations
- Using IT platforms/systems that enable data sharing
- Internal process that requires portfolio managers to re-balance holdings based on interaction and outcome levels
- Other; specify
- None

LEA 07.3 Indicate whether insights gained from your organisation’s engagements are shared with your clients/beneficiaries.

Type of engagement	Insights shared
Individual/Internal staff engagements	<input type="radio"/> Yes, systematically <input checked="" type="radio"/> Yes, occasionally <input type="radio"/> No

LEA 08 Mandatory Public Gateway PRI 2

LEA 08.1 Indicate whether you track the number of your engagement activities.

Type of engagement	Tracking engagements
Individual/Internal staff engagements	<input checked="" type="radio"/> Yes, we track the number of our engagements in full <input type="radio"/> Yes, we partially track the number of our engagements <input type="radio"/> We do not track

(Proxy) voting and shareholder resolutions

LEA 12 Mandatory Public Descriptive PRI 2

LEA 12.1 Indicate how you typically make your (proxy) voting decisions.

Approach

- We use our own research or voting team and make voting decisions without the use of service providers.

Based on

- Our own voting policy
- Our clients` requests or policies
- Other (explain)

- We hire service providers who make voting recommendations and/or provide research that we use to guide our voting decisions.
- We hire service providers who make voting decisions on our behalf, except in some pre-defined scenarios where we review and make voting decisions.
- We hire service providers who make voting decisions on our behalf.

LEA 12.3	Additional information.[Optional]
-----------------	-----------------------------------

We hold internal discussions when exceptions to the policy arise.

LEA 15	Mandatory	Public	Descriptive	PRI 2
---------------	------------------	---------------	--------------------	--------------

LEA 15.1	Indicate the proportion of votes participated in within the reporting year in which where you or the service providers acting on your behalf raised concerns with companies ahead of voting.
-----------------	--

- 100%
- 99-75%
- 74-50%
- 49-25%
- 24-1%
- Neither we nor our service provider(s) raise concerns with companies ahead of voting

LEA 16	Mandatory	Public	Core Assessed	PRI 2
---------------	------------------	---------------	----------------------	--------------

LEA 16.1	Indicate the proportion of votes where you, and/or the service provider(s) acting on your behalf, communicated the rationale to companies for abstaining or voting against management recommendations. Indicate this as a percentage out of all eligible votes.
-----------------	---

- 100%
- 99-75%
- 74-50%
- 49-25%
- 24-1%
- We do not communicate the rationale to companies
- Not applicable because we and/or our service providers did not abstain or vote against management recommendations

LEA 17	Mandatory	Public	Core Assessed	PRI 2
---------------	------------------	---------------	----------------------	--------------

LEA 17.1

For listed equities in which you or your service provider have the mandate to issue (proxy) voting instructions, indicate the percentage of votes cast during the reporting year.

We do track or collect this information

Votes cast (to the nearest 1%)

%

98

Specify the basis on which this percentage is calculated

- Of the total number of ballot items on which you could have issued instructions
- Of the total number of company meetings at which you could have voted
- Of the total value of your listed equity holdings on which you could have voted
- We do not track or collect this information

LEA 17.2

Explain your reason(s) for not voting on certain holdings

- Shares were blocked
- Notice, ballots or materials not received on time
- Missed deadline
- Geographical restrictions (non-home market)
- Cost
- Conflicts of interest
- Holdings deemed too small
- Administrative impediments (e.g., power of attorney requirements, ineligibility due to participation in share placement)
- Client request
- Other (explain)




LEA 18**Voluntary****Public****Additional Assessed****PRI 2****LEA 18.1**

Indicate whether you track the voting instructions that you or your service provider on your behalf have issued.

Yes, we track this information

LEA 18.2

Of the voting instructions that you and/or third parties on your behalf have issued, indicate the proportion of ballot items that were:

Voting instructions	Breakdown as percentage of votes cast
For (supporting) management recommendations	 96
Against (opposing) management recommendations	 2
Abstentions	 2

100%

No, we do not track this information

LEA 18.3

In cases where your organisation voted against management recommendations, indicate the percentage of companies which you have engaged.

LEA 19

Mandatory

Public

Core Assessed

PRI 2

LEA 19.1

Indicate whether your organisation has a formal escalation strategy following unsuccessful voting.

- Yes
 No

LEA 19.2

Indicate the escalation strategies used at your organisation following abstentions and/or votes against management.

- Contacting the company's board
 Contacting the company's senior management
 Issuing a public statement explaining the rationale
 Initiating individual/collaborative engagement
 Directing service providers to engage
 Reducing exposure (holdings) / divestment
 Other

Avanda Investment Management

Reported Information

Public version

Direct - Fixed Income

PRI disclaimer

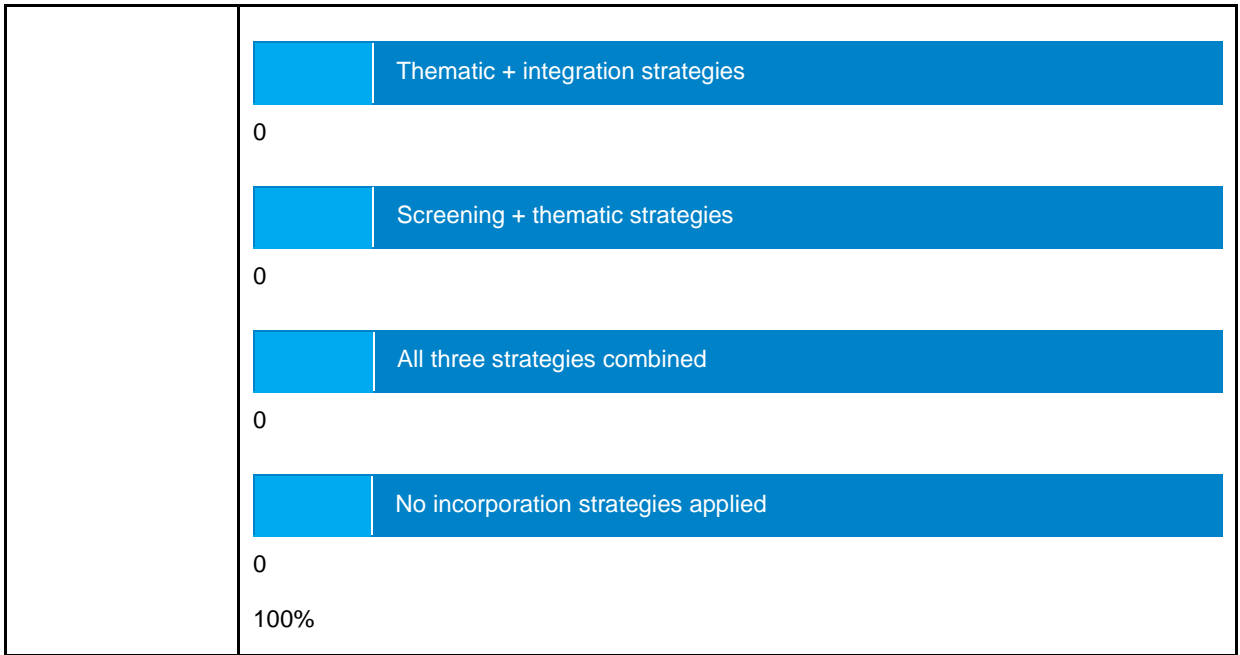
This document presents information reported directly by signatories. This information has not been audited by the PRI Secretariat or any other party acting on their behalf. While this information is believed to be reliable, no representations or warranties are made as to the accuracy of the information presented, and no responsibility or liability can be accepted for any error or omission.

ESG incorporation in actively managed fixed income

Implementation processes

FI 01	Mandatory	Public	Gateway	PRI 1
FI 01.1	Indicate (1) Which ESG incorporation strategy and/or combination of strategies you apply to your actively managed fixed income investments; and (2) The proportion (+/- 5%) of your total actively managed fixed income investments each strategy applies to.			

SSA	<table border="1"> <thead> <tr> <th>Strategy</th> <th>Percentage</th> </tr> </thead> <tbody> <tr> <td>Screening alone</td> <td>0</td> </tr> <tr> <td>Thematic alone</td> <td>0</td> </tr> <tr> <td>Integration alone</td> <td>0</td> </tr> <tr> <td>Screening + integration strategies</td> <td>100</td> </tr> <tr> <td>Thematic + integration strategies</td> <td>0</td> </tr> <tr> <td>Screening + thematic strategies</td> <td>0</td> </tr> <tr> <td>All three strategies combined</td> <td>0</td> </tr> <tr> <td>No incorporation strategies applied</td> <td>0</td> </tr> </tbody> </table>	Strategy	Percentage	Screening alone	0	Thematic alone	0	Integration alone	0	Screening + integration strategies	100	Thematic + integration strategies	0	Screening + thematic strategies	0	All three strategies combined	0	No incorporation strategies applied	0
Strategy	Percentage																		
Screening alone	0																		
Thematic alone	0																		
Integration alone	0																		
Screening + integration strategies	100																		
Thematic + integration strategies	0																		
Screening + thematic strategies	0																		
All three strategies combined	0																		
No incorporation strategies applied	0																		
Corporate (financial)	<table border="1"> <thead> <tr> <th>Strategy</th> <th>Percentage</th> </tr> </thead> <tbody> <tr> <td>Screening alone</td> <td>0</td> </tr> <tr> <td>Thematic alone</td> <td>0</td> </tr> <tr> <td>Integration alone</td> <td>0</td> </tr> <tr> <td>Screening + integration strategies</td> <td>100</td> </tr> </tbody> </table>	Strategy	Percentage	Screening alone	0	Thematic alone	0	Integration alone	0	Screening + integration strategies	100								
Strategy	Percentage																		
Screening alone	0																		
Thematic alone	0																		
Integration alone	0																		
Screening + integration strategies	100																		



Corporate (non-financial)	Screening alone	0
	Thematic alone	0
	Integration alone	0
	Screening + integration strategies	100
	Thematic + integration strategies	0
	Screening + thematic strategies	0
	All three strategies combined	0
	No incorporation strategies applied	0
		100%

FI 01.2 Describe your reasons for choosing a particular ESG incorporation strategy and how combinations of strategies are used.

We screen based on our IMAs with our clients. We then apply ESG criteria on remaining securities.

FI 01.3 Additional information [Optional].

There are some sectors that have more comprehensive ESG rankings, and we rank the companies in these sectors more based on ESG. The GRESB score, for example, appears to be more frequently used in certain sectors. All else equal, companies with higher ESG ratings in sectors where we can make an "apples to apples" comparison will have a larger weight in our portfolio.

FI 03	Mandatory	Public	Additional Assessed	PRI 1
--------------	------------------	---------------	----------------------------	--------------

FI 03.1 Indicate how you ensure that your ESG research process is robust:

- Comprehensive ESG research is undertaken internally to determine companies' activities; and products and/or services
- Issuers are given the opportunity by you or your research provider to review ESG research on them and correct inaccuracies
- Issuer information and/or ESG ratings are updated regularly to ensure ESG research is accurate
- Internal audits and regular reviews of ESG research are undertaken in a systematic way.
- A materiality/sustainability framework is created and regularly updated that includes all the key ESG risks and opportunities for each sector/country.
- Other, specify
- None of the above

FI 03.2 Describe how your ESG information or analysis is shared among your investment team.

- ESG information is held within a centralised database and is accessible to all investment staff
- ESG information is displayed on front office research platforms
- ESG information is a standard item on all individual issuer summaries, research notes, 'tear sheets', or similar documents
- Investment staff are required to discuss ESG information on issuers as a standard item during investment committee meetings
- Records capture how ESG information and research was incorporated into investment decisions
- Other, specify
- None of the above

FI 03.3 Additional information. [Optional]

We usually share ESG information that we obtain from meetings with management in our weekly meeting. The respective analyst or fund manager will share the information with the team to further add colour to whatever ESG score the company may already have in our database.

(A) Implementation: Screening

FI 04	Mandatory	Public	Gateway	PRI 1
--------------	------------------	---------------	----------------	--------------

FI 04.1 Indicate the type of screening you conduct.

Select all that apply

	SSA	Corporate (financial)	Corporate (non-financial)
Negative/exclusionary screening	<input checked="" type="checkbox"/>	<input checked="" type="checkbox"/>	<input checked="" type="checkbox"/>
Positive/best-in-class screening	<input type="checkbox"/>	<input type="checkbox"/>	<input type="checkbox"/>
Norms-based screening	<input checked="" type="checkbox"/>	<input checked="" type="checkbox"/>	<input checked="" type="checkbox"/>

FI 04.2 Describe your approach to screening for internally managed active fixed income

We apply screens based on our IMAs with our clients. We also use ESG ratings from specialist ESG research providers to evaluate issuers. We supplement this with internal research.

FI 04.3 Additional information. [Optional]

Our internal research adds colour to our understanding of the ESG process of the company. Companies with impressive ESG processes usually stand out and may be given a higher weight in our portfolio. ESG ratings are generally used to make sure the company is doing a reasonable job.

FI 06 **Mandatory** **Public** **Core Assessed** **PRI 1**

FI 06.1 Indicate which systems your organisation has to ensure that fund screening criteria are not breached in fixed income investments.

Type of screening	Checks
Negative/exclusionary screening	<input checked="" type="checkbox"/> Analysis is performed to ensure that issuers meet screening criteria <input checked="" type="checkbox"/> We ensure that data used for the screening criteria is updated at least once a year. <input checked="" type="checkbox"/> Automated IT systems prevent our portfolio managers from investing in excluded issuers or bonds that do not meet screening criteria <input checked="" type="checkbox"/> Audits of fund holdings are undertaken yearly by internal audit or compliance functions <input checked="" type="checkbox"/> Other, specify <div style="background-color: #0070C0; color: white; padding: 2px;">other description</div> <input checked="" type="checkbox"/> We use third-party data to check if an issuer has a low ESG score <input type="checkbox"/> None of the above
Norms-based screening	<input checked="" type="checkbox"/> Analysis is performed to ensure that issuers meet screening criteria <input checked="" type="checkbox"/> We ensure that data used for the screening criteria is updated at least once a year. <input type="checkbox"/> Automated IT systems prevent our portfolio managers from investing in excluded issuers or bonds that do not meet screening criteria <input type="checkbox"/> Audits of fund holdings are undertaken yearly by internal audit or compliance functions <input type="checkbox"/> Other, specify <input type="checkbox"/> None of the above

FI 06.2	Additional information. [Optional]
----------------	------------------------------------

We have been trying to arrange more meetings with management to better understand individual companies' ESG practices and not just relying on our database. We will build this up more over time.

(C) Implementation: Integration

FI 10	Mandatory	Public	Descriptive	PRI 1
--------------	------------------	---------------	--------------------	--------------

FI 10.1	Describe your approach to integrating ESG into traditional financial analysis.
----------------	--

In traditional analysis we already include evaluation of issuers' corporate governance. Now we incorporate ESG ratings from service providers as an additional screening criteria.

FI 10.2	Describe how your ESG integration approach is adapted to each of the different types of fixed income you invest in.
----------------	---

SSA

We apply our screening criteria first.
No external ESG ratings are used but we evaluate the governance of the countries' governments.

Corporate (financial)

We apply our screening criteria first.
Then external ESG ratings are used, complemented by internal research.

Corporate (non-financial)

We apply our screening criteria first.
Then external ESG ratings are used, complemented by internal research.

FI 10.3 Additional information [OPTIONAL]

ESG scores from various databases are generally integrated into our financial analysis.

FI 11	Mandatory	Public	Core Assessed	PRI 1
-------	-----------	--------	---------------	-------

FI 11.1 Indicate how ESG information is typically used as part of your investment process.

Select all that apply

	SSA	Corporate (financial)	Corporate (non-financial)	
ESG analysis is integrated into fundamental analysis	<input checked="" type="checkbox"/>	<input checked="" type="checkbox"/>	<input checked="" type="checkbox"/>	
ESG analysis is used to adjust the internal credit assessments of issuers.	<input checked="" type="checkbox"/>	<input checked="" type="checkbox"/>	<input checked="" type="checkbox"/>	
ESG analysis is used to adjust forecasted financials and future cash flow estimates.	<input type="checkbox"/>	<input type="checkbox"/>	<input type="checkbox"/>	
ESG analysis impacts the ranking of an issuer relative to a chosen peer group.	<input checked="" type="checkbox"/>	<input checked="" type="checkbox"/>	<input checked="" type="checkbox"/>	
An issuer's ESG bond spreads and its relative value versus its sector peers are analysed to find out if all risks are priced in.	<input type="checkbox"/>	<input type="checkbox"/>	<input type="checkbox"/>	
The impact of ESG analysis on bonds of an issuer with different durations/maturities are analysed.	<input type="checkbox"/>	<input type="checkbox"/>	<input type="checkbox"/>	
Sensitivity analysis and scenario analysis are applied to valuation models to compare the difference between base-case and ESG-integrated security valuation.	<input type="checkbox"/>	<input type="checkbox"/>	<input type="checkbox"/>	
ESG analysis is integrated into portfolio weighting decisions.	<input checked="" type="checkbox"/>	<input checked="" type="checkbox"/>	<input checked="" type="checkbox"/>	
Companies, sectors, countries and currency and monitored for changes in ESG exposure and for breaches of risk limits.	<input checked="" type="checkbox"/>	<input checked="" type="checkbox"/>	<input checked="" type="checkbox"/>	
The ESG profile of portfolios is examined for securities with high ESG risks and assessed relative to the ESG profile of a benchmark.	<input type="checkbox"/>	<input type="checkbox"/>	<input type="checkbox"/>	
Other, specify in Additional Information	<input type="checkbox"/>	<input type="checkbox"/>	<input type="checkbox"/>	

FI 12	Mandatory	Public	Additional Assessed	PRI 1
-------	-----------	--------	---------------------	-------

FI 12.1	Indicate the extent to which ESG issues are reviewed in your integration process.
---------	---

	Environment	Social	Governance
SSA	<input checked="" type="radio"/> Environmental <input type="radio"/> Systematically <input type="radio"/> Occasionally <input type="radio"/> Not at all	<input checked="" type="radio"/> Social <input type="radio"/> Systematically <input type="radio"/> Occasionally <input type="radio"/> Not at all	<input checked="" type="radio"/> Governance <input type="radio"/> Systematically <input type="radio"/> Occasionally <input type="radio"/> Not at all
Corporate (financial)	<input checked="" type="radio"/> Environmental <input type="radio"/> Systematically <input type="radio"/> Occasionally <input type="radio"/> Not at all	<input checked="" type="radio"/> Social <input type="radio"/> Systematically <input type="radio"/> Occasionally <input type="radio"/> Not at all	<input checked="" type="radio"/> Governance <input type="radio"/> Systematically <input type="radio"/> Occasionally <input type="radio"/> Not at all
Corporate (non-financial)	<input checked="" type="radio"/> Environmental <input type="radio"/> Systematically <input type="radio"/> Occasionally <input type="radio"/> Not at all	<input checked="" type="radio"/> Social <input type="radio"/> Systematically <input type="radio"/> Occasionally <input type="radio"/> Not at all	<input checked="" type="radio"/> Governance <input type="radio"/> Systematically <input type="radio"/> Occasionally <input type="radio"/> Not at all

FI 12.2 Please provide more detail on how you review E, S and/or G factors in your integration process.

SSA

We incorporate all ESG factors in our integration process for SSAs.

Corporate (financial)

We incorporate all ESG factors in our integration process for Corporates.

Through our research we have noticed that some companies we cover may receive lower a ESG rating in a particular year even when they have put in greater efforts on the ESG front than in the previous year. We have been informed that some of these ratings are relative to other companies in the respective sector or country, and we do take that into consideration when looking at their ESG efforts.

Corporate (non-financial)

We incorporate all ESG factors in our integration process for Corporates.

Through our research we have noticed that some companies we cover may receive lower a ESG rating in a particular year even when they have put in greater efforts on the ESG front than in the previous year. We have been informed that some of these ratings are relative to other companies in the respective sector or country, and we do take that into consideration when looking at their ESG efforts.

Avanda Investment Management

Reported Information

Public version

Confidence building measures

PRI disclaimer

This document presents information reported directly by signatories. This information has not been audited by the PRI Secretariat or any other party acting on their behalf. While this information is believed to be reliable, no representations or warranties are made as to the accuracy of the information presented, and no responsibility or liability can be accepted for any error or omission.

Confidence building measures

CM1 01	Mandatory	Public	Additional Assessed	General
--------	-----------	--------	---------------------	---------

CM1 01.1 Indicate whether the reported information you have provided for your PRI Transparency Report this year has undergone:

- Third party assurance over selected responses from this year's PRI Transparency Report
- Third party assurance over data points from other sources that have subsequently been used in your PRI responses this year
- Third party assurance or audit of the correct implementation of RI processes (that have been reported to the PRI this year)
- Internal audit of the correct implementation of RI processes and/or accuracy of RI data (that have been reported to the PRI this year)
- Internal verification of responses before submission to the PRI (e.g. by the CEO or the board)
 - Whole PRI Transparency Report has been internally verified
 - Selected data has been internally verified
- Other, specify
- None of the above

CM1 02	Mandatory	Public	Descriptive	General
--------	-----------	--------	-------------	---------

CM1 02.1 We undertook third party assurance on last year's PRI Transparency Report

- Whole PRI Transparency Report was assured last year
- Selected data was assured in last year's PRI Transparency Report
- We did not assure last year's PRI Transparency report
- None of the above, we were in our preparation year and did not report last year.

CM1 03	Mandatory	Public	Descriptive	General
--------	-----------	--------	-------------	---------

CM1 03.1 We undertake confidence building measures that are unspecific to the data contained in our PRI Transparency Report:

- We adhere to an RI certification or labelling scheme
- We carry out independent/third party assurance over a whole public report (such as a sustainability report) extracts of which are included in this year's PRI Transparency Report
- ESG audit of holdings
- Other, specify
- None of the above

CM1 04	Mandatory	Public	Descriptive	General
--------	-----------	--------	-------------	---------

CM1 04.1

Do you plan to conduct third party assurance of this year's PRI Transparency report?

- Whole PRI Transparency Report will be assured
- Selected data will be assured
- We do not plan to assure this year's PRI Transparency report

CM1 07

Mandatory

Public

Descriptive

General

CM1 07.1

Indicate who has reviewed/verified internally the whole - or selected data of the - PRI Transparency Report . and if this applies to selected data please specify what data was reviewed

Who has conducted the verification

- CEO or other Chief-Level staff
- The Board
- Investment Committee
- Compliance Function
- RI/ESG Team
- Investment Teams
- Legal Department
- Other (specify)