



LEA 02	Disclosures: Mandatory	Reason for Interaction	Principle: PRI 1, 2, 3
Individual/ internal staff engagements	<p><input checked="" type="checkbox"/> To support investment decision-making in & company's interests</p> <p><input checked="" type="checkbox"/> To influence corporate transition or identify the need for additional or different investments</p> <p><input checked="" type="checkbox"/> To engage internal ESG advisors</p> <p><input checked="" type="checkbox"/> To engage internal ESG advisors</p> <p><input type="checkbox"/> Other: specify</p> <p><input type="checkbox"/> We do not engage internal staff</p>	<p><input checked="" type="checkbox"/> To support investment decision-making in & company's interests</p> <p><input checked="" type="checkbox"/> To influence corporate transition or identify the need for additional or different investments</p> <p><input checked="" type="checkbox"/> To engage internal ESG advisors</p> <p><input checked="" type="checkbox"/> To engage internal ESG advisors</p> <p><input type="checkbox"/> Other: specify</p> <p><input type="checkbox"/> We do not engage internal staff</p>	
Collaborative engagements	<p><input type="checkbox"/> To support investment decision-making in & company's interests</p> <p><input type="checkbox"/> To influence corporate transition or identify the need for additional or different investments</p> <p><input type="checkbox"/> To engage internal ESG advisors</p> <p><input type="checkbox"/> To engage internal ESG advisors</p> <p><input type="checkbox"/> Other: specify</p> <p><input type="checkbox"/> We do not engage internal staff</p>	<p><input type="checkbox"/> To support investment decision-making in & company's interests</p> <p><input type="checkbox"/> To influence corporate transition or identify the need for additional or different investments</p> <p><input type="checkbox"/> To engage internal ESG advisors</p> <p><input type="checkbox"/> To engage internal ESG advisors</p> <p><input type="checkbox"/> Other: specify</p> <p><input type="checkbox"/> We do not engage internal staff</p>	
Service provider engagements	<p><input type="checkbox"/> To support investment decision-making in & company's interests</p> <p><input type="checkbox"/> To influence corporate transition or identify the need for additional or different investments</p> <p><input type="checkbox"/> To engage internal ESG advisors</p> <p><input type="checkbox"/> To engage internal ESG advisors</p> <p><input type="checkbox"/> Other: specify</p> <p><input type="checkbox"/> We do not engage internal staff</p>	<p><input type="checkbox"/> To support investment decision-making in & company's interests</p> <p><input type="checkbox"/> To influence corporate transition or identify the need for additional or different investments</p> <p><input type="checkbox"/> To engage internal ESG advisors</p> <p><input type="checkbox"/> To engage internal ESG advisors</p> <p><input type="checkbox"/> Other: specify</p> <p><input type="checkbox"/> We do not engage internal staff</p>	

RI TRANSPARENCY REPORT

2020

Westfield Capital Management

About this report

The PRI Reporting Framework is a key step in the journey towards building a common language and industry standard for reporting responsible investment (RI) activities. This RI Transparency Report is one of the key outputs of this Framework. Its primary objective is to enable signatory transparency on RI activities and facilitate dialogue between investors and their clients, beneficiaries and other stakeholders. A copy of this report will be publicly disclosed for all reporting signatories on the [PRI website](#), ensuring accountability of the PRI Initiative and its signatories.

This report is an export of the individual Signatory organisation's response to the PRI during the 2020 reporting cycle. It includes their responses to mandatory indicators, as well as responses to voluntary indicators the signatory has agreed to make public. The information is presented exactly as it was reported. Where an indicator offers a response option that is multiple-choice, all options that were available to the signatory to select are presented in this report. Presenting the information exactly as reported is a result of signatory feedback which suggested the PRI not summarise the information. As a result, the reports can be extensive. However, to help easily locate information, there is a **Principles index** which highlights where the information can be found and summarises the indicators that signatories complete and disclose.

Understanding the Principles Index

The Principles Index summarises the response status for the individual indicators and modules and shows how these relate to the six [Principles for Responsible Investment](#). It can be used by stakeholders as an 'at-a-glance' summary of reported information and to identify particular themes or areas of interest.

Indicators can refer to one or more Principles. Some indicators are not specific to any Principle. These are highlighted in the 'General' column. When multiple Principles are covered across numerous indicators, in order to avoid repetition, only the main Principle covered is highlighted.

All indicators within a module are presented below. The status of indicators is shown with the following symbols:

Symbol	Status
✓	The signatory has completed all mandatory parts of this indicator
☑	The signatory has completed some parts of this indicator
🔒	This indicator was not relevant for this signatory
-	The signatory did not complete any part of this indicator
Ⓜ	The signatory has flagged this indicator for internal review

Within the table, indicators marked in blue are mandatory to complete. Indicators marked in grey are voluntary to complete.

Principles Index

Organisational Overview				Principle						General
Indicator	Short description	Status	Disclosure	1	2	3	4	5	6	
OO TG		🔒	n/a							
OO 01	Signatory category and services	✓	Public							✓
OO 02	Headquarters and operational countries	✓	Public							✓
OO 03	Subsidiaries that are separate PRI signatories	✓	Public							✓
OO 04	Reporting year and AUM	✓	Public							✓
OO 05	Breakdown of AUM by asset class	✓	Asset mix disclosed in OO 06							✓
OO 06	How would you like to disclose your asset class mix	✓	Public							✓
OO 07	Fixed income AUM breakdown	🔒	n/a							✓
OO 08	Segregated mandates or pooled funds	🔒	n/a							✓
OO 09	Breakdown of AUM by market	✓	Public							✓
OO 10	Active ownership practices for listed assets	✓	Public							✓
OO 11	ESG incorporation practices for all assets	✓	Public							✓
OO 12	Modules and sections required to complete	✓	Public							✓
OO LE 01	Breakdown of listed equity investments by passive and active strategies	✓	Public							✓
OO LE 02	Reporting on strategies that are <10% of actively managed listed equities	🔒	n/a							✓
OO FI 01	Breakdown of fixed income investments by passive and active strategies	🔒	n/a							✓
OO FI 02	Reporting on strategies that are <10% of actively managed fixed income	🔒	n/a							✓
OO FI 03	Fixed income breakdown by market and credit quality	🔒	n/a							✓
OO SAM 01	Breakdown of externally managed investments by passive and active strategies	🔒	n/a							✓
OO PE 01	Breakdown of private equity investments by strategy	🔒	n/a							✓
OO PE 02	Typical level of ownership in private equity investments	🔒	n/a							✓
OO PR 01	Breakdown of property investments	🔒	n/a							✓
OO PR 02	Breakdown of property assets by management	🔒	n/a							✓
OO PR 03	Largest property types	🔒	n/a							✓
OO INF 01	Breakdown of infrastructure investments	🔒	n/a							✓
OO INF 02	Breakdown of infrastructure assets by management	🔒	n/a							✓
OO INF 03	Largest infrastructure sectors	🔒	n/a							✓
OO HF 01	Breakdown of hedge funds investments by strategies	✓	Private							✓
OO End	Module confirmation page	✓	-							

CCStrategy and Governance				Principle						General
Indicator	Short description	Status	Disclosure	1	2	3	4	5	6	
SG 01	RI policy and coverage	✓	Public							✓
SG 01 CC	Climate risk	✓	Private							✓
SG 02	Publicly available RI policy or guidance documents	✓	Public						✓	
SG 03	Conflicts of interest	✓	Public							✓
SG 04	Identifying incidents occurring within portfolios	✓	Private							✓
SG 05	RI goals and objectives	✓	Public							✓
SG 06	Main goals/objectives this year	-	n/a							✓
SG 07	RI roles and responsibilities	✓	Public							✓
SG 07 CC	Climate-issues roles and responsibilities	✓	Private							✓
SG 08	RI in performance management, reward and/or personal development	✓	Private							✓
SG 09	Collaborative organisations / initiatives	✓	Public				✓	✓		
SG 09.2	Assets managed by PRI signatories	🔒	n/a	✓						
SG 10	Promoting RI independently	✓	Public				✓			
SG 11	Dialogue with public policy makers or standard setters	✓	Private				✓	✓	✓	
SG 12	Role of investment consultants/fiduciary managers	✓	Public				✓			
SG 13	ESG issues in strategic asset allocation	✓	Public	✓						
SG 13 CC		🔒	n/a							✓
SG 14	Long term investment risks and opportunity	✓	Private	✓						
SG 14 CC		-	n/a							✓
SG 15	Allocation of assets to environmental and social themed areas	✓	Private	✓						
SG 16	ESG issues for internally managed assets not reported in framework	🔒	n/a							✓
SG 17	ESG issues for externally managed assets not reported in framework	🔒	n/a							✓
SG 18	Innovative features of approach to RI	✓	Private							✓
SG 19	Communication	✓	Public		✓				✓	
SG End	Module confirmation page	✓	-							

Direct - Listed Equity Incorporation				Principle						General
Indicator	Short description	Status	Disclosure	1	2	3	4	5	6	
LEI 01	Percentage of each incorporation strategy	✓	Public	✓						
LEI 02	Type of ESG information used in investment decision	✓	Private	✓						
LEI 03	Information from engagement and/or voting used in investment decision-making	✓	Private	✓						
LEI 04	Types of screening applied	✓	Public	✓						
LEI 05	Processes to ensure screening is based on robust analysis	✓	Public	✓						
LEI 06	Processes to ensure fund criteria are not breached	✓	Private	✓						
LEI 07	Types of sustainability thematic funds/mandates	✓	Public	✓						
LEI 08	Review ESG issues while researching companies/sectors	✓	Public	✓						
LEI 09	Processes to ensure integration is based on robust analysis	✓	Public	✓						
LEI 10	Aspects of analysis ESG information is integrated into	✓	Private	✓						
LEI 11	ESG issues in index construction	🔒	n/a	✓						
LEI 12	How ESG incorporation has influenced portfolio composition	✓	Private	✓						
LEI 13	Examples of ESG issues that affected your investment view / performance	-	n/a	✓						
LEI End	Module confirmation page	✓	-							

Direct - Listed Equity Active Ownership				Principle						General
Indicator	Short description	Status	Disclosure	1	2	3	4	5	6	
LEA 01	Description of approach to engagement	✓	Public		✓					
LEA 02	Reasoning for interaction on ESG issues	🔒	n/a	✓	✓	✓				
LEA 03	Process for identifying and prioritising engagement activities	🔒	n/a		✓					
LEA 04	Objectives for engagement activities	🔒	n/a		✓					
LEA 05	Process for identifying and prioritising collaborative engagement	🔒	n/a		✓					
LEA 06	Role in engagement process	🔒	n/a		✓		✓			
LEA 07	Share insights from engagements with internal/external managers	🔒	n/a	✓	✓					
LEA 08	Tracking number of engagements	🔒	n/a		✓					
LEA 09	Number of companies engaged with, intensity of engagement and effort	🔒	n/a		✓					
LEA 10	Engagement methods	🔒	n/a		✓					
LEA 11	Examples of ESG engagements	🔒	n/a		✓					
LEA 12	Typical approach to (proxy) voting decisions	✓	Public		✓					
LEA 13	Percentage of voting recommendations reviewed	✓	Public		✓					
LEA 14	Securities lending programme	✓	Private		✓					
LEA 15	Informing companies of the rationale of abstaining/voting against management	✓	Public		✓					
LEA 16	Informing companies of the rationale of abstaining/voting against management	✓	Public		✓					
LEA 17	Percentage of (proxy) votes cast	✓	Public		✓					
LEA 18	Proportion of ballot items that were for/against/abstentions	✓	Private		✓					
LEA 19	Proportion of ballot items that were for/against/abstentions	✓	Public		✓					
LEA 20	Shareholder resolutions	✓	Private		✓					
LEA 21	Examples of (proxy) voting activities	-	n/a		✓					
LEA End	Module confirmation page	✓	-							

Confidence building measures				Principle						General
Indicator	Short description	Status	Disclosure	1	2	3	4	5	6	
CM1 01	Assurance, verification, or review	✓	Public							✓
CM1 02	Assurance of last year`s PRI data	✓	Public							✓
CM1 03	Other confidence building measures	✓	Public							✓
CM1 04	Assurance of this year`s PRI data	✓	Public							✓
CM1 05	External assurance	🔒	n/a							✓
CM1 06	Assurance or internal audit	🔒	n/a							✓
CM1 07	Internal verification	✓	Public							✓
CM1 01 End	Module confirmation page	✓	-							

Westfield Capital Management

Reported Information

Public version

Organisational Overview

PRI disclaimer

This document presents information reported directly by signatories. This information has not been audited by the PRI Secretariat or any other party acting on their behalf. While this information is believed to be reliable, no representations or warranties are made as to the accuracy of the information presented, and no responsibility or liability can be accepted for any error or omission.

Basic information

OO 01

Mandatory

Public

Gateway/Peering

General

OO 01.1

Select the services and funds you offer

Select the services and funds you offer	% of asset under management (AUM) in ranges
Fund management	<input type="radio"/> 0% <input type="radio"/> <10% <input type="radio"/> 10-50% <input checked="" type="radio"/> >50%
Fund of funds, manager of managers, sub-advised products	<input checked="" type="radio"/> 0% <input type="radio"/> <10% <input type="radio"/> 10-50% <input type="radio"/> >50%
Other	<input checked="" type="radio"/> 0% <input type="radio"/> <10% <input type="radio"/> 10-50% <input type="radio"/> >50%
Total 100%	

Further options (may be selected in addition to the above)

- Hedge funds
- Fund of hedge funds

OO 02

Mandatory

Public

Peering

General

OO 02.1

Select the location of your organisation's headquarters.

United States

OO 02.2

Indicate the number of countries in which you have offices (including your headquarters).

- 1
- 2-5
- 6-10
- >10

OO 02.3 Indicate the approximate number of staff in your organisation in full-time equivalents (FTE).

FTE

58

OO 03 **Mandatory** **Public** **Descriptive** **General**

OO 03.1 Indicate whether you have subsidiaries within your organisation that are also PRI signatories in their own right.

- Yes
- No

OO 04 **Mandatory** **Public** **Gateway/Peering** **General**

OO 04.1 Indicate the year end date for your reporting year.

31/12/2019

OO 04.2 Indicate your total AUM at the end of your reporting year.

Include the AUM of subsidiaries, but exclude advisory/execution only assets, and exclude the assets of your PRI signatory subsidiaries that you have chosen not to report on in OO 03.2

	trillions	billions	millions	thousands	hundreds
Total AUM		14	462	520	889
Currency	USD				
Assets in USD		14	462	520	889

Not applicable as we are in the fund-raising process

OO 04.4 Indicate the assets which are subject to an execution and/or advisory approach. Provide this figure based on the end of your reporting year

Not applicable as we do not have any assets under execution and/or advisory approach

OO 06.1	Select how you would like to disclose your asset class mix.
---------	---

- as percentage breakdown
- as broad ranges

	Internally managed (%)	Externally managed (%)
Listed equity	>50%	0
Fixed income	0	0
Private equity	0	0
Property	0	0
Infrastructure	0	0
Commodities	0	0
Hedge funds	<10%	0
Fund of hedge funds	0	0
Forestry	0	0

Farmland	0	0
Inclusive finance	0	0
Cash	0	0
Money market instruments	0	0
Other (1), specify	0	0
Other (2), specify	0	0

OO 06.2 Publish asset class mix as per attached image [Optional].

OO 06.3 Indicate whether your organisation has any off-balance sheet assets [Optional].

- Yes
- No

OO 06.5 Indicate whether your organisation uses fiduciary managers.

- Yes, we use a fiduciary manager and our response to OO 5.1 is reflective of their management of our assets.
- No, we do not use fiduciary managers.

OO 09 **Mandatory** **Public** **Peering** **General**

OO 09.1 Indicate the breakdown of your organisation's AUM by market.

Developed Markets	100
Emerging Markets	0
Frontier Markets	0
Other Markets	0
Total 100%	100%

Asset class implementation gateway indicators

OO 10	Mandatory	Public	Gateway	General
-------	-----------	--------	---------	---------

OO 10.1 Select the active ownership activities your organisation implemented in the reporting year.

Listed equity – engagement

- We engage with companies on ESG factors via our staff, collaborations or service providers.
- We do not engage directly and do not require external managers to engage with companies on ESG factors.

OO 10.2 Indicate why you do not engage and do not require external managers to engage.

Westfield does not engage with companies on ESG issues in the form of bringing forward corporate resolutions, but rather chooses to engage in regular dialogue with companies through our ongoing research efforts and regular interactions with management teams. Westfield engages with management on those issues which we deem to be salient and material to their businesses. We leverage our access to senior management, consisting of over 1,000 meetings per year, to both learn more about management practices, and express our views as shareholders.

Listed equity – voting

- We cast our (proxy) votes directly or via dedicated voting providers
- We do not cast our (proxy) votes directly and do not require external managers to vote on our behalf

OO 11	Mandatory	Public	Gateway	General
-------	-----------	--------	---------	---------

OO 11.1 Select the internally managed asset classes in which you addressed ESG incorporation into your investment decisions and/or your active ownership practices (during the reporting year).

Listed equity

- We address ESG incorporation.
- We do not do ESG incorporation.

Hedge funds

- We address ESG incorporation.
- We do not do ESG incorporation.

OO 12	Mandatory	Public	Gateway	General
-------	-----------	--------	---------	---------

OO 12.1 Below are all applicable modules or sections you may report on. Those which are mandatory to report (asset classes representing 10% or more of your AUM) are already ticked and read-only. Those which are voluntary to report on can be opted into by ticking the box.

Core modules

- Organisational Overview
- Strategy and Governance

RI implementation directly or via service providers

Direct - Listed Equity incorporation

- Listed Equity incorporation

Direct - Listed Equity active ownership

- (Proxy) voting

Closing module

- Closing module

Peering questions

OO LE 01	Mandatory to Report Voluntary to Disclose	Public	Gateway	General
----------	---	--------	---------	---------

OO LE 01.1	Provide a breakdown of your internally managed listed equities by passive, active - quantitative (quant), active - fundamental and active - other strategies.
------------	---

Percentage of internally managed listed equities

Passive	0
Active - quantitative (quant)	0
Active - fundamental and active - other	100
Total	100%

Westfield Capital Management

Reported Information

Public version

Strategy and Governance

PRI disclaimer

This document presents information reported directly by signatories. This information has not been audited by the PRI Secretariat or any other party acting on their behalf. While this information is believed to be reliable, no representations or warranties are made as to the accuracy of the information presented, and no responsibility or liability can be accepted for any error or omission.

Investment policy

SG 01

Mandatory

Public

Core Assessed

General

New selection options have been added to this indicator. Please review your prefilled responses carefully.

SG 01.1

Indicate if you have an investment policy that covers your responsible investment approach.

Yes

SG 01.2

Indicate the components/types and coverage of your policy.

Select all that apply

Policy components/types	Coverage by AUM
<input checked="" type="checkbox"/> Policy setting out your overall approach <input type="checkbox"/> Formalised guidelines on environmental factors <input type="checkbox"/> Formalised guidelines on social factors <input type="checkbox"/> Formalised guidelines on corporate governance factors <input type="checkbox"/> Fiduciary (or equivalent) duties <input type="checkbox"/> Asset class-specific RI guidelines <input type="checkbox"/> Sector specific RI guidelines <input type="checkbox"/> Screening / exclusions policy <input type="checkbox"/> Engagement policy <input type="checkbox"/> (Proxy) voting policy <input type="checkbox"/> Other, specify (1) <input type="checkbox"/> Other, specify(2)	<input type="radio"/> Applicable policies cover all AUM <input checked="" type="radio"/> Applicable policies cover a majority of AUM <input type="radio"/> Applicable policies cover a minority of AUM

SG 01.3

Indicate if the investment policy covers any of the following

- Your organisation's definition of ESG and/or responsible investment and it's relation to investments
- Your investment objectives that take ESG factors/real economy influence into account
- Time horizon of your investment
- Governance structure of organisational ESG responsibilities
- ESG incorporation approaches
- Active ownership approaches
- Reporting
- Climate change
- Understanding and incorporating client / beneficiary sustainability preferences
- Other RI considerations, specify (1)
- Other RI considerations, specify (2)

SG 01.4

Describe your organisation's investment principles and overall investment strategy, interpretation of fiduciary (or equivalent) duties, and how they consider ESG factors and real economy impact.

Westfield utilizes an active, fundamental, bottom-up approach to investing in domestic equity securities. We employ a growth at a reasonable price (GARP) investment style in accordance with our four primary beliefs:

- Stock prices ultimately follow earnings progress.
- Large cap companies coexist and compete with small and mid-cap companies, and our Investment Committee is at an advantage because they cover their respective industries across the capitalization spectrum, understanding the market dynamics across all cap ranges.
- Growth can be purchased at a reasonable price, and;
- A team approach ensures collective best thinking is implemented.

Much like other inputs to our investment decision making process, ESG factors are considered with emphasis given to their materiality and relevancy to the investment decision being considered. By implementing our investment discipline with a strong team that focuses on our core growth at a reasonable price philosophy, we believe we can add value for our clients over the long-term.

No

SG 02**Mandatory****Public****Core Assessed****PRI 6**

New selection options have been added to this indicator. Please review your prefilled responses carefully.

SG 02.1

Indicate which of your investment policy documents (if any) are publicly available. Provide a URL and an attachment of the document.

- Policy setting out your overall approach

URL/Attachment

- URL

URL

http://www.westfieldcapital.com/Privacy_Policy

Attachment (will be made public)

We do not publicly disclose our investment policy documents

SG 02.2 Indicate if any of your investment policy components are publicly available. Provide URL and an attachment of the document.

Your investment objectives that take ESG factors/real economy influence into account

ESG incorporation approaches

URL/Attachment

URL

URL

http://www.westfieldcapital.com/Privacy_Policy

Attachment

We do not publicly disclose any investment policy components

SG 02.3 Additional information [Optional].

Our incorporation of ESG factors into our investment process is summarized in our Form ADV Part 2A which is publically available on our website.

SG 03	Mandatory	Public	Core Assessed	General
--------------	------------------	---------------	----------------------	----------------

SG 03.1 Indicate if your organisation has a policy on managing potential conflicts of interest in the investment process.

Yes

SG 03.2 Describe your policy on managing potential conflicts of interest in the investment process.

Westfield's compliance program includes policies and procedures that help us identify, monitor, and address conflicts of interests.

No

Objectives and strategies

SG 05	Mandatory	Public	Gateway/Core Assessed	General
--------------	------------------	---------------	------------------------------	----------------

SG 05.1

Indicate if and how frequently your organisation sets and reviews objectives for its responsible investment activities.

- Quarterly or more frequently
- Biannually
- Annually
- Less frequently than annually
- Ad-hoc basis
- It is not set/reviewed

Governance and human resources

SG 07

Mandatory

Public

Core Assessed

General

SG 07.1

Indicate the internal and/or external roles used by your organisation, and indicate for each whether they have oversight and/or implementation responsibilities for responsible investment.

Roles

- Board members or trustees
- Internal Roles (triggers other options)

Select from the below internal roles

- Chief Executive Officer (CEO), Chief Investment Officer (CIO), Chief Operating Officer (COO), Investment Committee
 - Oversight/accountability for responsible investment
 - Implementation of responsible investment
 - No oversight/accountability or implementation responsibility for responsible investment
- Other Chief-level staff or head of department, specify
COO, CFO, CCO

- Oversight/accountability for responsible investment
- Implementation of responsible investment
- No oversight/accountability or implementation responsibility for responsible investment
- Portfolio managers
 - Oversight/accountability for responsible investment
 - Implementation of responsible investment
 - No oversight/accountability or implementation responsibility for responsible investment
- Investment analysts
 - Oversight/accountability for responsible investment
 - Implementation of responsible investment
 - No oversight/accountability or implementation responsibility for responsible investment
- Dedicated responsible investment staff
 - Oversight/accountability for responsible investment
 - Implementation of responsible investment
 - No oversight/accountability or implementation responsibility for responsible investment
- Investor relations
 - Oversight/accountability for responsible investment
 - Implementation of responsible investment
 - No oversight/accountability or implementation responsibility for responsible investment
- Other role, specify (1)
- Other role, specify (2)
- External managers or service providers

SG 07.2

For the roles for which you have RI oversight/accountability or implementation responsibilities, indicate how you execute these responsibilities.

Westfield's dedicated responsible investment resource is the Director of ESG Research who is charged with the implementation and oversight of the responsible investing activities at Westfield. This implementation and oversight is most applicable to Westfield's Sustainable Growth Equity strategy for which the Director serves as portfolio manager. This strategy utilizes responsible investment principles in the management of client portfolios.

However, the Director's influence with regard to responsible investing activities is also felt more broadly as he is a member of Westfield's Investment Committee that manages the vast majority of the firm's assets under management. Westfield's integration of ESG factors into the investment approach within Investment Committee managed strategies is focused on the materiality and relevancy of various ESG factors to each sector and specific company, and how they may affect valuation, risk and the confidence of the investment thesis. The deep industry expertise of our sector-focused analysts, coupled with the ESG focus of the Director of ESG Research, is relied upon to identify and incorporate material ESG factors into the fundamental analysis. Relevant and material ESG issues are identified and evaluated with the assistance of the Director through management dialogue, the collection and analysis of third party ESG data, and frameworks such as SASB's (Sustainability Accounting Standards Board) Materiality Maps.

SG 07.3

Indicate the number of dedicated responsible investment staff your organisation has.

	Number
--	--------

1

Promoting responsible investment

SG 09

Mandatory

Public

Core Assessed

PRI 4,5

SG 09.1

Select the collaborative organisation and/or initiatives of which your organisation is a member or in which it participated during the reporting year, and the role you played.

Select all that apply

Principles for Responsible Investment

Your organisation's role in the initiative during the reporting period (see definitions)

- Basic
- Moderate
- Advanced
- Asian Corporate Governance Association
- Australian Council of Superannuation Investors
- AVCA: Sustainability Committee
- France Invest – La Commission ESG
- BVCA – Responsible Investment Advisory Board
- CDP Climate Change
- CDP Forests
- CDP Water
- CFA Institute Centre for Financial Market Integrity
- Climate Action 100+
- Code for Responsible Investment in SA (CRISA)
- Council of Institutional Investors (CII)
- Eumedion
- Extractive Industries Transparency Initiative (EITI)
- ESG Research Australia
- Invest Europe Responsible Investment Roundtable
- Global Investors Governance Network (GIGN)
- Global Impact Investing Network (GIIN)
- Global Real Estate Sustainability Benchmark (GRESB)
- Green Bond Principles
- HKVCA: ESG Committee
- Institutional Investors Group on Climate Change (IIGCC)
- Interfaith Center on Corporate Responsibility (ICCR)
- International Corporate Governance Network (ICGN)
- Investor Group on Climate Change, Australia/New Zealand (IGCC)
- International Integrated Reporting Council (IIRC)
- Investor Network on Climate Risk (INCR)/CERES
- Local Authority Pension Fund Forum
- Principles for Financial Action in the 21st Century
- Principles for Sustainable Insurance
- Regional or National Social Investment Forums (e.g. UKSIF, Eurosif, ASRIA, RIAA), specify
- Responsible Finance Principles in Inclusive Finance
- Shareholder Association for Research and Education (Share)
- United Nations Environmental Program Finance Initiative (UNEP FI)
- United Nations Global Compact
- Other collaborative organisation/initiative, specify
- Other collaborative organisation/initiative, specify

- Other collaborative organisation/initiative, specify
- Other collaborative organisation/initiative, specify

SG 10	Mandatory	Public	Core Assessed	PRI 4
-------	-----------	--------	---------------	-------

SG 10.1	Indicate if your organisation promotes responsible investment, independently of collaborative initiatives.
---------	--

Yes

SG 10.2	Indicate the actions your organisation has taken to promote responsible investment independently of collaborative initiatives. Provide a description of your role in contributing to the objectives of the selected action and the typical frequency of your participation/contribution.
---------	--

- Provided or supported education or training programmes (this includes peer to peer RI support) Your education or training may be for clients, investment managers, actuaries, broker/dealers, investment consultants, legal advisers etc.)
- Provided financial support for academic or industry research on responsible investment
- Provided input and/or collaborated with academia on RI related work
- Encouraged better transparency and disclosure of responsible investment practices across the investment industry
- Spoke publicly at events and conferences to promote responsible investment
- Wrote and published in-house research papers on responsible investment

	Description
--	-------------

Westfield published a research paper on the development of autonomous vehicles and their societal and environmental impact in September of 2017. Westfield also published a research paper on the evolution of business models over time and how ESG analysis can be incrementally benefit the research process in June of 2019.

	Frequency of contribution
--	---------------------------

- Quarterly or more frequently
 - Biannually
 - Annually
 - Less frequently than annually
 - Ad hoc
 - Other
 - Encouraged the adoption of the PRI
 - Responded to RI related consultations by non-governmental organisations (OECD, FSB etc.)
 - Wrote and published articles on responsible investment in the media
 - A member of PRI advisory committees/ working groups, specify
 - On the Board of, or officially advising, other RI organisations (e.g. local SIFs)
 - Other, specify
- No

Outsourcing to fiduciary managers and investment consultants

SG 12

Mandatory

Public

Core Assessed

PRI 4

New selection options have been added to this indicator. Please review your prefilled responses carefully.

SG 12.1

Indicate whether your organisation uses investment consultants.

- Yes, we use investment consultants
- No, we do not use investment consultants.

ESG issues in asset allocation

SG 13

Mandatory

Public

Descriptive

PRI 1

SG 13.1

Indicate whether the organisation carries out scenario analysis and/or modelling, and if it does, provide a description of the scenario analysis (by asset class, sector, strategic asset allocation, etc.).

- Yes, in order to assess future ESG factors
- Yes, in order to assess future climate-related risks and opportunities
- No, our organisation does not currently carry out scenario analysis and/or modelling

Communication

SG 19

Mandatory

Public

Core Assessed

PRI 2, 6

SG 19.1

Indicate whether your organisation typically discloses asset class specific information proactively. Select the frequency of the disclosure to clients/beneficiaries and the public, and provide a URL to the public information.

Listed equity - Incorporation

Do you disclose?

- We do not proactively disclose it to the public and/or clients/beneficiaries
- We disclose to clients/beneficiaries only.
- We disclose it publicly

Disclosure to clients/beneficiaries	
	<p>Disclosure to clients/beneficiaries</p> <p><input type="radio"/> Broad approach to ESG incorporation</p> <p><input checked="" type="radio"/> Detailed explanation of ESG incorporation strategy used</p>
	<p>Frequency</p> <p><input type="checkbox"/> Quarterly or more frequently</p> <p><input type="checkbox"/> Biannually</p> <p><input checked="" type="checkbox"/> Annually</p> <p><input type="checkbox"/> Less frequently than annually</p> <p><input type="checkbox"/> Ad-hoc/when requested</p>

Listed equity – (Proxy) Voting

Do you disclose?

- We do not disclose to either clients/beneficiaries or the public.
- We disclose to clients/beneficiaries only.
- We disclose to the public

Disclosure to clients/beneficiaries	
	<p>Disclosure to clients/beneficiaries</p> <p><input checked="" type="radio"/> Disclose all voting decisions</p> <p><input type="radio"/> Disclose some voting decisions</p> <p><input type="radio"/> Only disclose abstentions and votes against management</p>
	<p>Frequency</p> <p><input type="checkbox"/> Quarterly or more frequently</p> <p><input type="checkbox"/> Biannually</p> <p><input checked="" type="checkbox"/> Annually</p> <p><input type="checkbox"/> Less frequently than annually</p> <p><input type="checkbox"/> Ad hoc/when requested</p>

Hedge Funds

Do you disclose?

- We do not disclose to either clients/beneficiaries or the public.
- We disclose to clients/beneficiaries only.
- We disclose to the public

Westfield Capital Management

Reported Information

Public version

Direct - Listed Equity Incorporation

PRI disclaimer

This document presents information reported directly by signatories. This information has not been audited by the PRI Secretariat or any other party acting on their behalf. While this information is believed to be reliable, no representations or warranties are made as to the accuracy of the information presented, and no responsibility or liability can be accepted for any error or omission.

ESG incorporation in actively managed listed equities

Implementation processes

LEI 01	Mandatory	Public	Gateway	PRI 1
--------	-----------	--------	---------	-------

LEI 01.1

Indicate which ESG incorporation strategy and/or combination of strategies you apply to your actively managed listed equities; and the breakdown of your actively managed listed equities by strategy or combination of strategies.

ESG incorporation strategy (select all that apply)

- Screening alone (i.e., not combined with any other strategies)
- Thematic alone (i.e., not combined with any other strategies)
- Integration alone (i.e., not combined with any other strategies)

Percentage of active listed equity to which the strategy is applied — you may estimate +/- 5%	 99.98
---	-----------

- Screening and integration strategies
- Thematic and integration strategies
- Screening and thematic strategies
- All three strategies combined

Percentage of active listed equity to which the strategy is applied — you may estimate +/- 5%	 0.02
---	----------

- We do not apply incorporation strategies

Total actively managed listed equities

100%

LEI 01.2

Describe your organisation’s approach to ESG incorporation and the reasons for choosing the particular strategy/strategies.

Westfield's integration of ESG factors into the investment approach in our traditional Investment Committee managed growth equity strategies is focused on the materiality and relevancy of various ESG factors to each sector and specific company, and how they may affect valuation, risk and the confidence of the investment thesis. This integration only approach relies upon the deep industry expertise of our sector-focused analysts, coupled with the ESG focus of the Director of ESG Research, to identify and incorporate material ESG factors into our fundamental analysis. Relevant and material ESG issues are identified through management dialogue, the collection and analysis of third party ESG data, and frameworks such as SASB's (Sustainability Accounting Standards Board) Materiality Maps. A focus on quality management has always been core to Westfield's investment process and we believe that analyzing material ESG factors, whether they are associated with the end markets served or a company's operating activities, can provide additional insight into management quality.

ESG incorporation goes one step further in Westfield's Sustainable Growth Equity strategy managed by our Director of ESG Research. Within this strategy, best-in-class positive screening and thematic ESG integration are also utilized in the construction of client portfolios.

LEI 01.3

If assets are managed using a combination of ESG incorporation strategies, briefly describe how these combinations are used. [Optional]

Within the Sustainable Growth Equity strategy, the Director of ESG Research takes a multi-faceted approach to ESG integration in the management of client portfolios by overlaying ESG analysis on fundamental analysis to create a concentrated portfolio of companies that embed sustainability into their business strategy. ESG incorporation within the strategy falls into three investment categories:

- Companies that provide products or services that directly target sustainability driven end markets
- Companies that provide products or services that have derivative sustainability benefits
- Companies that are best-in-class in ESG operating performance

(A) Implementation: Screening

LEI 04

Mandatory

Public

Descriptive

PRI 1

LEI 04.1

Indicate and describe the type of screening you apply to your internally managed active listed equities.

Type of screening

- Negative/exclusionary screening
- Positive/best-in-class screening

Screened by

- Product
- Activity
- Sector
- Country/geographic region
- Environmental and social practices and performance
- Corporate governance

	Description
--	-------------

The Director of ESG Research utilizes the following external resources to support his ESG research efforts:

- Bloomberg ESG data - rankings and ratings for various ESG factors
- Responsible Investor - online ESG and sustainable finance resource

Norms-based screening

LEI 04.2	Describe how you notify clients and/or beneficiaries when changes are made to your screening criteria.
-----------------	--

Screening is used as an additional data point in the investment decision making process. Westfield does not mandate general rankings or scores on any financial factors for our current or prospective portfolio holdings as we rely on our seasoned investment professionals to conduct fundamental research within their respective areas of expertise. Similarly, the Director of ESG Research does not seek to invest in companies that simply reach a certain ESG score as defined by a third party service provider; rather, he often meets with a company's Chief Sustainability Officer (CSO), or other members of the company management, to determine how they are embedding ESG efforts into their business strategy. Westfield's ESG research does not stop at figuring out why a company is incorporating ESG factors into their business model; rather, we take the next step by asking questions about and focusing on the economic impacts of sustainability initiatives and how these issues will impact the company's growth prospects and bottom line.

LEI 05	Mandatory	Public	Core Assessed	PRI 1
---------------	------------------	---------------	----------------------	--------------

LEI 05.1	Indicate which processes your organisation uses to ensure ESG screening is based on robust analysis.
-----------------	--

- Comprehensive ESG research is undertaken or sourced to determine companies' activities and products.
- Companies are given the opportunity by you or your research provider to review ESG research on them and correct inaccuracies.
- External research and data used to identify companies to be excluded/included is subject to internal audit by ESG/RI staff, the internal audit function or similar.
- Third-party ESG ratings are updated regularly to ensure that portfolio holdings comply with fund policies.
- Trading platforms blocking / restricting flagged securities on the black list.
- A committee, body or similar with representatives independent of the individuals who conduct company research reviews some or all screening decisions.
- A periodic review of internal research is carried out.
- Review and evaluation of external research providers.
- Other; specify
- None of the above

LEI 05.2 Indicate the proportion of your actively managed listed equity portfolio that is subject to comprehensive ESG research as part your ESG screening strategy.

- <10%
- 10-50%
- 51-90%
- >90%

LEI 05.3 Indicate how frequently third party ESG ratings are updated for screening purposes.

- Quarterly or more frequently
- Bi-Annually
- Annually
- Less frequently than annually

(B) Implementation: Thematic

LEI 07	Mandatory	Public	Descriptive	PRI 1
---------------	------------------	---------------	--------------------	--------------

LEI 07.1 Indicate the type of sustainability thematic funds or mandates your organisation manages.

- Environmentally themed funds
- Socially themed funds
- Combination of themes

LEI 07.2 Describe your organisation’s processes relating to sustainability themed funds. [Optional]




Westfield’s sustainability themed fund is the Sustainable Growth Equity strategy. This strategy is managed by the Director of ESG Research who leverages the in-depth, fundamental research of Westfield’s sector analysts in the management of client portfolios. The strategy takes a multi-faceted approach to ESG integration by overlaying ESG analysis on fundamental analysis to create a concentrated portfolio of companies that embed sustainability into their business strategy. ESG incorporation within the strategy falls into three investment categories:

- Companies that provide products or services that directly target sustainability driven end markets
- Companies that provide products or services that have derivative sustainability benefits
- Companies that are best-in-class in ESG operating performance

(C) Implementation: Integration of ESG factors

LEI 08	Mandatory	Public	Core Assessed	PRI 1
---------------	------------------	---------------	----------------------	--------------

LEI 08.1 Indicate the proportion of actively managed listed equity portfolios where E, S and G factors are systematically researched as part of your investment analysis.

ESG issues	Proportion impacted by analysis
Environmental	 Environmental <input type="radio"/> <10% <input checked="" type="radio"/> 10-50% <input type="radio"/> 51-90% <input type="radio"/> >90%
Social	 Social <input type="radio"/> <10% <input checked="" type="radio"/> 10-50% <input type="radio"/> 51-90% <input type="radio"/> >90%
Corporate Governance	 Corporate Governance <input type="radio"/> <10% <input type="radio"/> 10-50% <input type="radio"/> 51-90% <input checked="" type="radio"/> >90%

LEI 08.2 Additional information. [Optional]

Westfield's review of ESG issues in the investment research process is focused on the materiality and relevancy of these ESG issues to each sector and specific company, and how they may affect valuation, risk and the confidence of the investment thesis. We rely upon the deep industry expertise of our sector-focused analysts, coupled with the ESG focus of the Director of ESG Research, to identify and evaluate material ESG issues during our fundamental analysis. Relevant and material ESG issues are identified through management dialogue, the collection and analysis of third party ESG data, and frameworks such as SASB's (Sustainability Accounting Standards Board) Materiality Maps. A focus on quality management has always been core to Westfield's investment process and we put particular emphasis on the systematic review and understanding of all material corporate governance concerns.

LEI 09	Mandatory	Public	Core Assessed	PRI 1
--------	-----------	--------	---------------	-------

LEI 09.1

Indicate which processes your organisation uses to ensure ESG integration is based on robust analysis.

- Comprehensive ESG research is undertaken or sourced to determine companies' activities and products
- Companies are given the opportunity by you or your research provider to review ESG research on them and correct inaccuracies
- Third-party ESG ratings are updated regularly
- A periodic review of the internal research is carried out
- Structured, regular ESG specific meetings between responsible investment staff and the fund manager or within the investments team
- ESG risk profile of a portfolio against benchmark
- Analysis of the impact of ESG factors on investment risk and return performance
- Other; specify
- None of the above

LEI 09.2

Indicate the proportion of your actively managed listed equity portfolio that is subject to comprehensive ESG research as part your integration strategy.

- <10%
- 10-50%
- 51-90%
- >90%

LEI 09.5

Describe how ESG information is held and used by your portfolio managers.

- ESG information is held within centralised databases or tools, and it is accessible by all relevant staff
- ESG information or analysis is a standard section or aspect of all company research notes or industry/sector analysis generated by investment staff
- Systematic records are kept that capture how ESG information and research were incorporated into investment decisions
- Other; specify
- None of the above

Westfield Capital Management

Reported Information

Public version

Direct - Listed Equity Active Ownership

PRI disclaimer

This document presents information reported directly by signatories. This information has not been audited by the PRI Secretariat or any other party acting on their behalf. While this information is believed to be reliable, no representations or warranties are made as to the accuracy of the information presented, and no responsibility or liability can be accepted for any error or omission.

Overview

LEA 01	Mandatory	Public	Core Assessed	PRI 2
--------	-----------	--------	---------------	-------

New selection options have been added to this indicator. Please review your prefilled responses carefully.

LEA 01.1	Indicate whether your organisation has an active ownership policy (includes engagement and/or voting).
----------	--

- Yes
- No

LEA 01.4	Do you outsource any of your active ownership activities to service providers?
----------	--

- Yes
- No

(Proxy) voting and shareholder resolutions

LEA 12	Mandatory	Public	Descriptive	PRI 2
--------	-----------	--------	-------------	-------

LEA 12.1	Indicate how you typically make your (proxy) voting decisions.
----------	--

	Approach
--	----------

- We use our own research or voting team and make voting decisions without the use of service providers.
- We hire service providers who make voting recommendations and/or provide research that we use to guide our voting decisions.
- We hire service providers who make voting decisions on our behalf, except in some pre-defined scenarios where we review and make voting decisions.

	Based on
--	----------

- The service-provider voting policy we sign off on
- Our own voting policy
- Our clients` requests or policies
- Other (explain)
- We hire service providers who make voting decisions on our behalf.

LEA 13	Mandatory	Public	Additional Assessed	PRI 2
--------	-----------	--------	---------------------	-------

LEA 13.1	Of the voting recommendations that your service provider made in the reporting year, indicate the percentage that was reviewed by your organisation, giving the reasons.
----------	--

Percentage of voting recommendations your organisation reviewed

- 100-75%,
- 74-50%,
- 49-25%,
- 24-1%
- None

Reasons for review

- Specific environmental and/or social issues
- Votes concerning significant holdings
- Votes against management and/or abstentions
- Conflicts of interest
- Corporate action, such as M&As, disposals, etc.
- Votes concerning companies with which we have an active engagement
- Client requests
- Ad-hoc oversight of service provider
- Shareholder resolutions
- Share blocked securities
- Other (explain)

LEA 15

Mandatory

Public

Descriptive

PRI 2

LEA 15.1

Indicate the proportion of votes participated in within the reporting year in which where you or the service providers acting on your behalf raised concerns with companies ahead of voting.

- 100%
- 99-75%
- 74-50%
- 49-25%
- 24-1%
- Neither we nor our service provider(s) raise concerns with companies ahead of voting

LEA 15.2

Indicate the reasons for raising your concerns with these companies ahead of voting.

- Vote(s) concerned selected markets
- Vote(s) concerned selected sectors
- Vote(s) concerned certain ESG issues
- Vote(s) concerned companies exposed to controversy on specific ESG issues
- Vote(s) concerned significant shareholdings
- Client request
- Other

Explain

Vote(s) on company specific matters.

LEA 16	Mandatory	Public	Core Assessed	PRI 2
--------	-----------	--------	---------------	-------

LEA 16.1 Indicate the proportion of votes where you, and/or the service provider(s) acting on your behalf, communicated the rationale to companies for abstaining or voting against management recommendations. Indicate this as a percentage out of all eligible votes.

- 100%
- 99-75%
- 74-50%
- 49-25%
- 24-1%
- We do not communicate the rationale to companies
- Not applicable because we and/or our service providers did not abstain or vote against management recommendations

LEA 17	Mandatory	Public	Core Assessed	PRI 2
--------	-----------	--------	---------------	-------

LEA 17.1 For listed equities in which you or your service provider have the mandate to issue (proxy) voting instructions, indicate the percentage of votes cast during the reporting year.

- We do track or collect this information

Votes cast (to the nearest 1%)

%

100

Specify the basis on which this percentage is calculated

- Of the total number of ballot items on which you could have issued instructions
- Of the total number of company meetings at which you could have voted
- Of the total value of your listed equity holdings on which you could have voted
- We do not track or collect this information

LEA 19	Mandatory	Public	Core Assessed	PRI 2
--------	-----------	--------	---------------	-------

LEA 19.1 Indicate whether your organisation has a formal escalation strategy following unsuccessful voting.

- Yes
- No

Westfield Capital Management

Reported Information

Public version

Confidence building measures

PRI disclaimer

This document presents information reported directly by signatories. This information has not been audited by the PRI Secretariat or any other party acting on their behalf. While this information is believed to be reliable, no representations or warranties are made as to the accuracy of the information presented, and no responsibility or liability can be accepted for any error or omission.

Confidence building measures

CM1 01	Mandatory	Public	Additional Assessed	General
--------	-----------	--------	---------------------	---------

CM1 01.1 Indicate whether the reported information you have provided for your PRI Transparency Report this year has undergone:

- Third party assurance over selected responses from this year's PRI Transparency Report
- Third party assurance over data points from other sources that have subsequently been used in your PRI responses this year
- Third party assurance or audit of the correct implementation of RI processes (that have been reported to the PRI this year)
- Internal audit of the correct implementation of RI processes and/or accuracy of RI data (that have been reported to the PRI this year)
- Internal verification of responses before submission to the PRI (e.g. by the CEO or the board)
 - Whole PRI Transparency Report has been internally verified
 - Selected data has been internally verified
- Other, specify
- None of the above

CM1 02	Mandatory	Public	Descriptive	General
--------	-----------	--------	-------------	---------

CM1 02.1 We undertook third party assurance on last year's PRI Transparency Report

- Whole PRI Transparency Report was assured last year
- Selected data was assured in last year's PRI Transparency Report
- We did not assure last year's PRI Transparency report
- None of the above, we were in our preparation year and did not report last year.

CM1 03	Mandatory	Public	Descriptive	General
--------	-----------	--------	-------------	---------

CM1 03.1 We undertake confidence building measures that are unspecific to the data contained in our PRI Transparency Report:

- We adhere to an RI certification or labelling scheme
- We carry out independent/third party assurance over a whole public report (such as a sustainability report) extracts of which are included in this year's PRI Transparency Report
- ESG audit of holdings
- Other, specify
- None of the above

CM1 04	Mandatory	Public	Descriptive	General
--------	-----------	--------	-------------	---------

CM1 04.1

Do you plan to conduct third party assurance of this year's PRI Transparency report?

- Whole PRI Transparency Report will be assured
- Selected data will be assured
- We do not plan to assure this year's PRI Transparency report

CM1 07

Mandatory

Public

Descriptive

General

CM1 07.1

Indicate who has reviewed/verified internally the whole - or selected data of the - PRI Transparency Report . and if this applies to selected data please specify what data was reviewed

Who has conducted the verification

- CEO or other Chief-Level staff
- The Board
- Investment Committee
- Compliance Function
- RI/ESG Team
- Investment Teams
- Legal Department
- Other (specify)